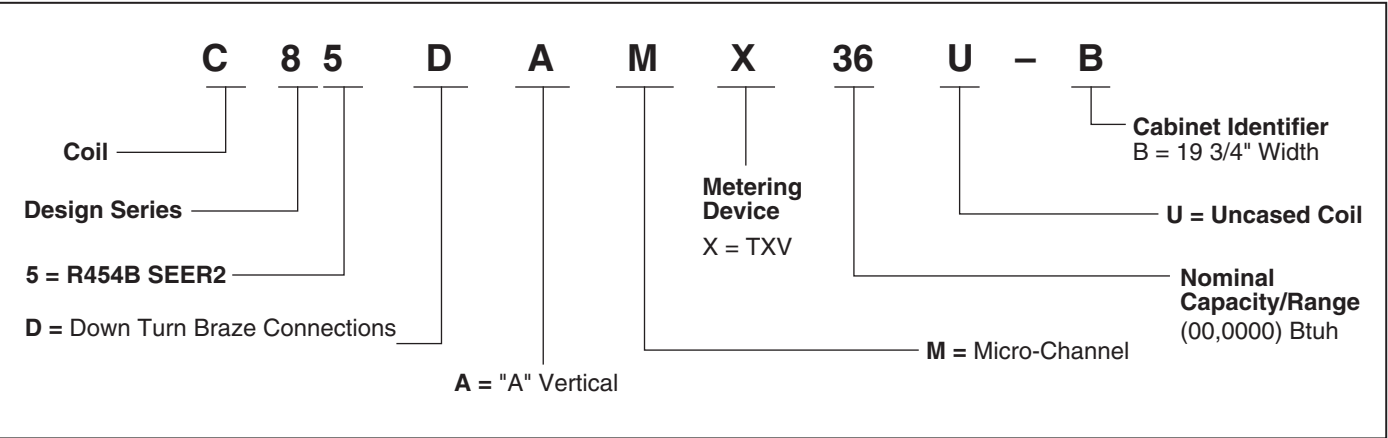


TECHNICAL
SPECIFICATIONS

C85 Manufactured Housing Indoor Coils

MODEL IDENTIFICATION CODE



Drain Pan—Bottom View

Dimension	"B" Cabinet 24-49
W	18 1/8"
B	10 5/8"

See Figure 1.

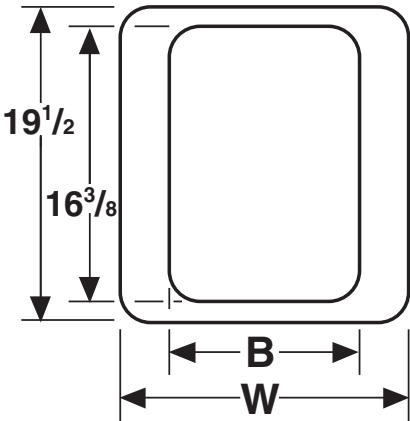
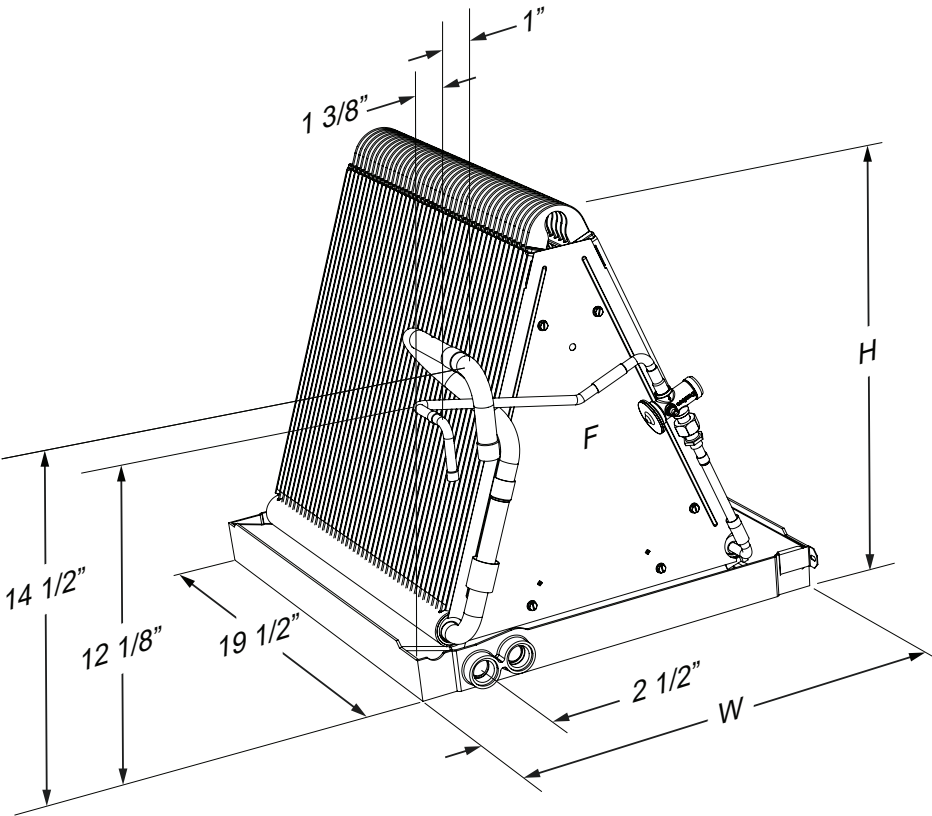


Figure 1. Drain Pan Dimensions



COIL DATA TABLE

C85DA-	X24U-B	X3036U-B	X42U-B	X43U-B	X48U-B	X4960U-B
NOMINAL CAPACITY, MIN BTUH	24,000	30,000	42,000	43,000	48,000	49,000
NOMINAL CAPACITY, MAX BTUH		36,000				60,000
NOMINAL AIRFLOW (CFM)	800	1,000	1,400	1,400	1,600	1,600
		1,200				2,000
W - WIDTH (IN.)	18 1/8	18 1/8	18 1/8	18 1/8	18 1/8	18 1/8
H - HEIGHT (IN.)	18	18	18	25	25	29
D - DEPTH (IN.)	19 1/2	19 1/2	19 1/2	19 1/2	19 1/2	19 1/2
CONNECTION - LIQUID LINE	3/8	3/8	3/8	3/8	3/8	3/8
CONNECTION - SUCTION LINE	3/4	3/4	7/8	7/8	7/8	7/8

NOTES:

1. Rated for 10,000 ft maximum elevation.
2. Refer to sales specification sheets for Listed/Certified combinations of equipment and required accessories.
3. X in the model description designates factory installed TXV for R-454B refrigerant.
4. Refer to the current AHRI Directory for certified ratings of split systems.
5. A2L sensor kit is available as PIN 1049246.



GENERAL TERMS OF LIMITED WARRANTY

Nordyne LLC will furnish a replacement for any part of this product which fails in normal use and service within the terms and conditions of the warranty.

For complete details of the Limited Warranty, including applicable terms and conditions, see your local installer or contact the Nordyne, LLC warranty department for a copy.

Before purchasing this appliance, read important energy cost and efficiency information available from your retailer. Specifications and illustrations subject to change without notice and without incurring obligations. Printed in U.S.A (11/24)