

MAYTAG

iQDrive®

TECHNICAL SPECIFICATIONS

***24.5 SEER Residential System
Indoor Section***



M1200 Product Line

**PAH4VM Series Variable Speed Air Handler
C6 Series Residential Indoor Coils with EXV**

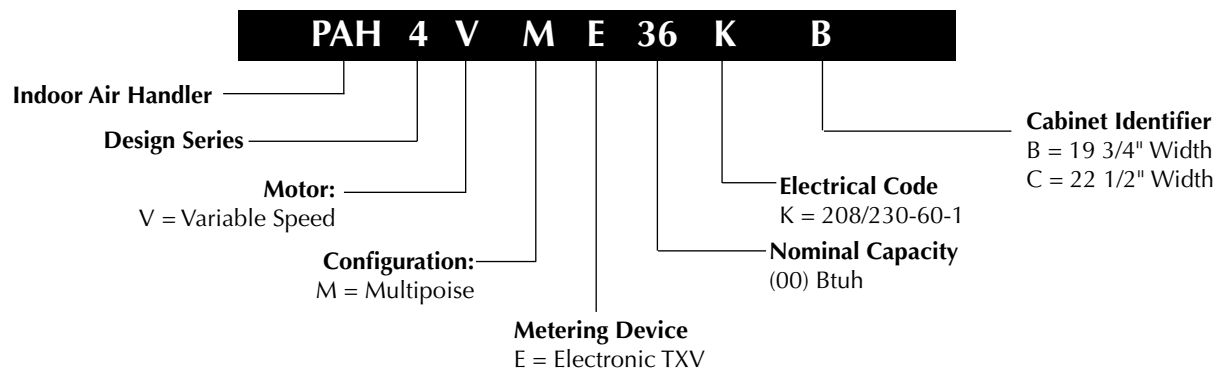
- **M1200 – 12 YEAR
ALL PARTS LIMITED
WARRANTY**
- **M1200 WITH UPGRADED
WARRANTY PACKAGE –
12 YEAR ALL PARTS &
LABOR LIMITED WARRANTY**
- **Product registration
required for 12 year
All Parts Warranty within
a limited period of time
after the installation.
See current warranty
document for details.
This can be viewed at
www.maytaghvac.com
or ask your sales
representative.**



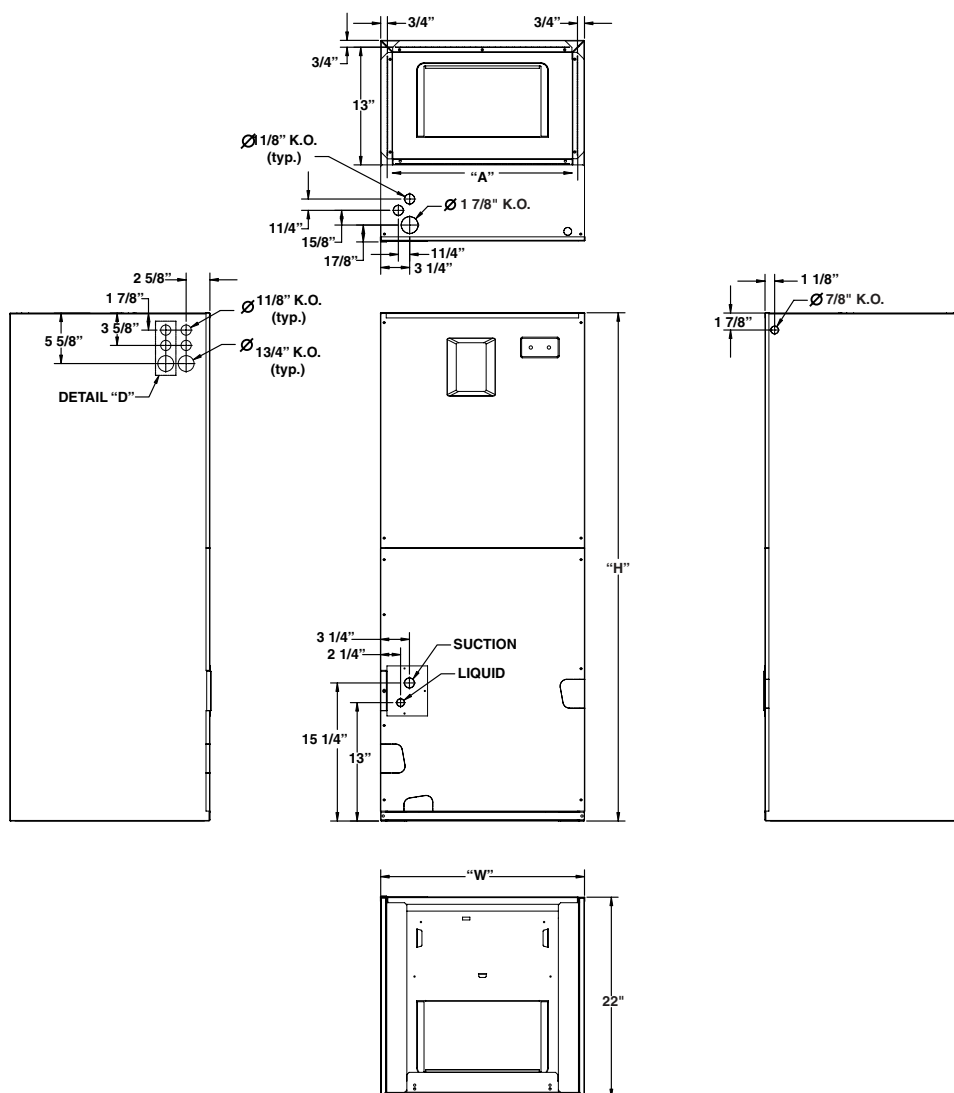
Features and Benefits

- **Durable, Attractive Cabinet** — Designed using galvanized steel. The door is also galvanized steel, with a polyester urethane finish. The 950 hour salt spray finish resists corrosion 50% better than comparable units. The plastic drain pan is corrosion-resistant.
- **Multi-poised** — Can be used in horizontal, upflow, downflow and vertical applications.
- **Increased Efficiencies** — Air conditioning efficiencies up to 24.5 SEER. Heat pump efficiencies up to 22 SEER.
- **Variable Speed Motor** — Advanced technology allows for automatic selection of cooling airflows and heating airflows to match any application.
- **Quiet Blower Operation** — Extra quiet and smooth blower on and off cycles.
- **Reduced air stratification** — This results in improved air quality by optimizing humidity removal and filtration capabilities.
- **Ease-of-Service** — Plug-in wire connections and built-in filter rack makes the air handler easy to service.
- **Plug-in Heater Kits** — Available in 5 kw - 30 kw.
- **Air Handler Control Board** — Controls time-sequencing of heat stages with field-selectable sequence timing.
- **Breaker Accessibility** — Breaker accessible from front of unit when heater is applied.
- **No Fasteners on Sides or Back** — Smooth surfaces for ease of installation.
- **Cabinet Insulation** — 1" insulation with an R-value of 4.2 contributes to quiet operation and prevents cabinet sweating in difficult applications.

IDENTIFICATION CODE



DIMENSIONS



ELECTRICAL DATA

		240 VAC, 50 & 60Hz Single Phase									208 VAC, 60Hz Single Phase							
		Aux. Heat Installed (Nom. KW)	NONE	005H	008H	010H	015H	020H	025H	030H	NONE	005H	008H	010H	015H	020H	025H	030H
Single Circuit	Min. Circuit Amp.		5.8	30.8	44.8	55.8	80.8	105.8	130.8	155.8	5.8	27.4	39.4	49.0	70.7	92.3	113.9	135.6
	Maximum Over-current Rating		15	40	50	60	90	125	150	175	15	30	40	50	80	100	125	150

Multiple Circuit	Circuit A	Min. Circuit Amp.	5.8	30.8	44.8	55.8	55.8	55.8	55.8	5.8	27.4	39.4	49.0	49.0	49.0	49.0	49.0	49.0
		Maximum Over-current Rating	15	40	50	60	60	60	60	15	30	40	50	50	50	50	50	50
	Circuit B	Min. Circuit Amp.	-	-	-	-	25.0	50.0	50.0	-	-	-	-	21.6	43.3	43.3	43.3	43.3
		Maximum Over-current Rating	-	-	-	-	30	60	60	-	-	-	-	25	50	50	50	50
	Circuit C	Min. Circuit Amp.	-	-	-	-	-	25.0	50.0	-	-	-	-	-	-	21.6	43.3	43.3
		Maximum Over-current Rating	-	-	-	-	-	30	60	-	-	-	-	-	-	25	50	50

SPECIFICATIONS

Model Number PAH4VM-	*E24K-B	*E36K-B	*E48K-C
Nominal cooling capacity - BTUh ¹	24000	36000	48000
Metering Device	EXV	EXV	EXV
Maximum Available Auxiliary Heat	20	20	30
Nominal Blower Size (Dia. x Width)	11 x 8	11 x 8	11 x 10
Motor Hp-speeds-type	1/2-VS	1/2-VS	3/4-VS
Filter Size (supplied internal filter rack) ²	18x20x1	18x20x1	20x20x1
Approximate Shipping Weight, lbs	111	114	154
Height, "H", in.	43-5/16	49-5/16	55-15/16
Width, "W", in.	19-11/16	19-11/16	22-7/16
Supply Air Outlet Dimension, in.	12-7/8 x 18-1/4	12-7/8 x 18-1/4	12-7/8 x 21
Ref. Connection Sizes, in. (suc./liq.)	3/4 - 3/8	7/8 - 3/8	7/8 - 3/8
Range SCFM	500-1110	500-1110	680-1800

¹ See current AHRI Directory for certified combinations and ratings.
www.ahridirectory.org

² Filter is not supplied with unit.

ACCESSORIES

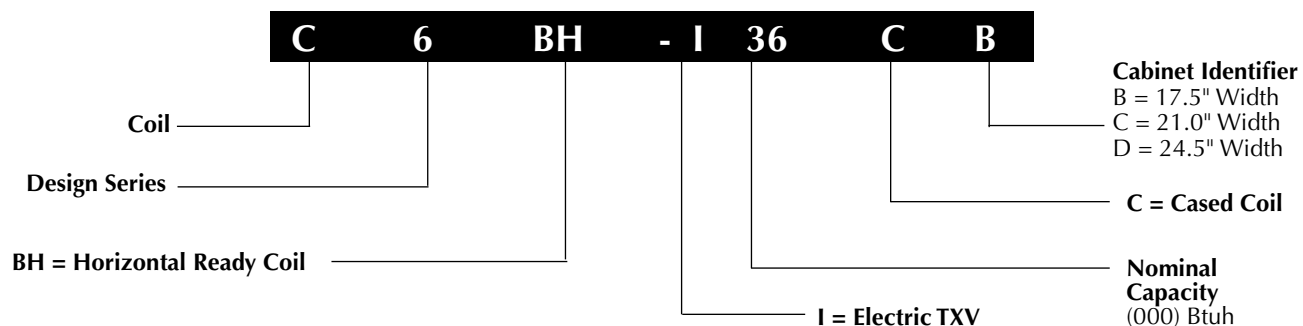
Accessory Kit Description	Cabinet Size		Order Number
	B	C	
Down-flow adaptor kit	X		919321
		X	919322
Single circuit adaptor for 2 circuit breakers	X	X	913874
Single circuit adaptor for 3 circuit breakers	n/a	X	913556
Horizontal conversion kit for vertical-only units	X		903749
	X		919405
		X	914730

240V Single-Phase Heater Kit Application

Nominal KW	Matched Units		Order Number	
	24K-B 36K-B	48K-C	With Circuit Breakers	Without Circuit Breakers
5	X	X	904407	904406
8	X	X	904409	904408
10	X	X	904412	904411
15	X	X	904414	n/a
20	X	X	904416	n/a
25	n/a	X	904417	n/a
30	n/a	X	904418	n/a

C6 COIL

IDENTIFICATION CODE



COIL DATA TABLES

Model C6BH	I24-B	I36-B	I36-C	I48-C	I48-D
Face Area (ft ²)	4.18	5.58	5.58	6.42	6.42
Rows	3	3	3	3	3
Fins per inch	14	14	14	14	14
Refrigerant Flow Control	EXV	EXV	EXV	EXV	EXV
Nominal Airflow (cfm)	800	1,200	1,200	1,500	1,600
Pressure drop at nominal airflow (in w.c.)	0.12	0.21	0.21	0.30	0.30
Connections:					
Liquid Line	3/8	3/8	3/8	3/8	3/8
Suction Line	3/4	3/4	7/8	7/8	7/8

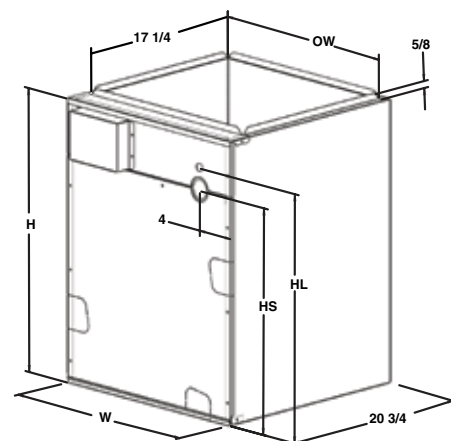


Figure 1. Cased Coil

Cased Coil Dimensions

Cabinet Identifier		Overall		Top Opening	Bottom Opening	Horizontal Drain Pan Extension
		W	H	A	B	C
B	I24	17 1/2	26	16 1/8	8 3/8	2 3/4
B	I36	17 1/2	26	16 1/8	8 3/8	2 3/4
C	I36	21	30	19 5/8	11 7/8	3 1/4
C	I48	21	26	19 5/8	11 7/8	2 3/4
D	I48	24 1/2	30	23 1/8	15 3/8	3 1/4

NOTE:
Requires use of a 2-stage variable speed *PGC2 furnace.

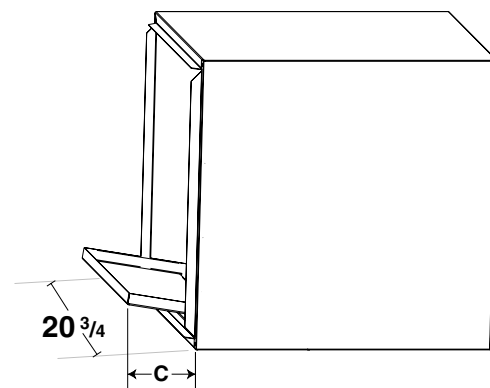


Figure 2. Horizontal Left Configuration with Drain Pan Extension



MAYTAG

Before purchasing this appliance, read important energy cost and efficiency information available from your retailer. Specifications and illustrations subject to change without notice and without incurring obligations.

Manufactured under license by Nortek Global HVAC LLC, O'Fallon, MO. ®Registered Trademark/™ Trademark of Maytag Corporation or its related companies. ©Nortek Global HVAC LLC 2015. All rights reserved.

336D-1011 (Replaces 336D-0709)

Printed in U.S.A. (10/11)