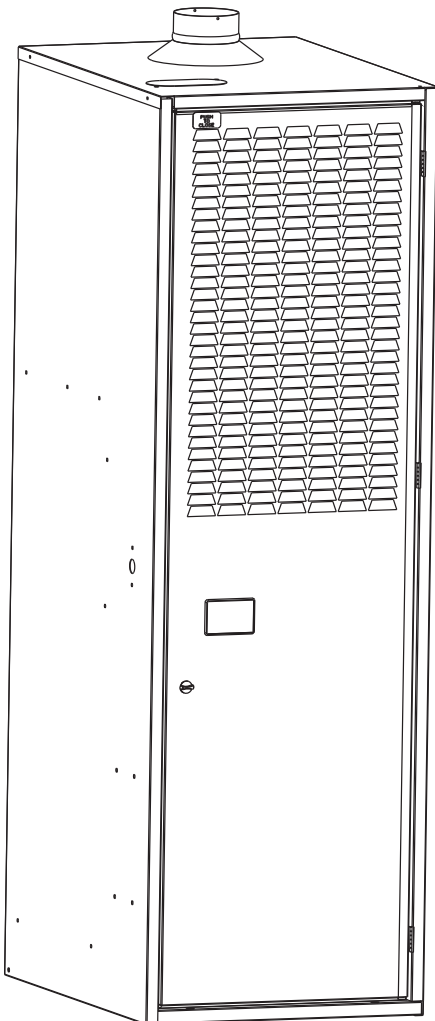


TECHNICAL SPECIFICATIONS

CMF2 Series Oil and Gas Furnace

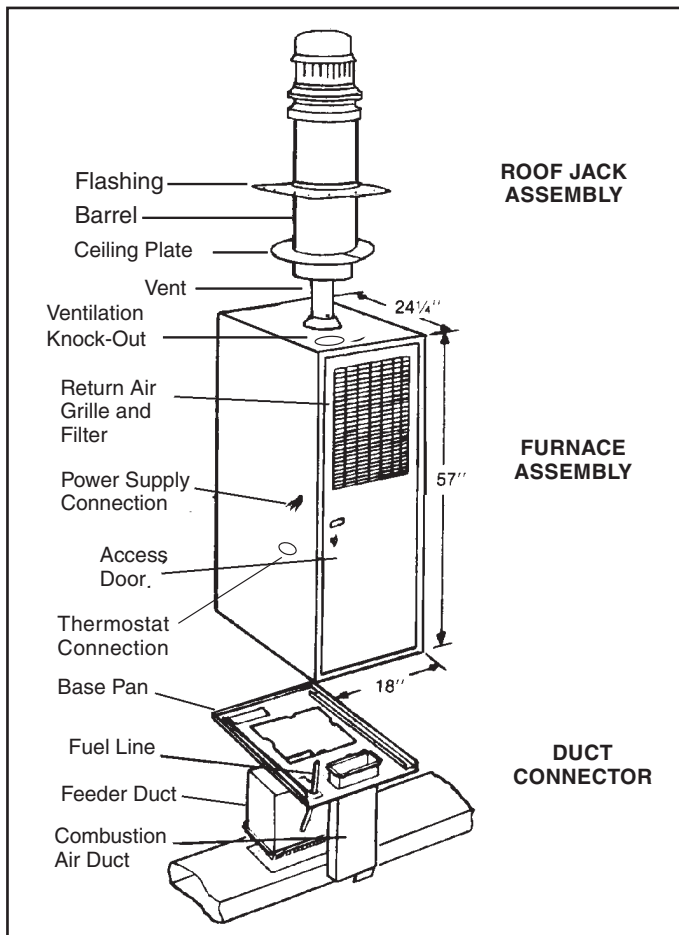
The CMF2 Series Furnace is a classic and time honored design. The CMF2 is a versatile and reliable product used in Manufactured Housing and other applications such as space heating, garages, hunting camps or single story residential structures. The new model CMF2 Furnace incorporates a multi-speed blower and multi-fired burner. Classic design countered with new technology make the new CMF2 today's choice for a multi-application fossil fuel heating appliance.



FEATURES and BENEFITS

- Three speed custom fit and painted blower for efficient, quiet operation.
- Multi-firing technology in gas and oil burner.
- Resized auxiliary limit switch eliminates nuisance cycling.
- Beckett oil burners are standard equipment.
- Classic 18" width dimension for tight replacement jobs.
- MA 100, MA 200, and CB 200 bases for versatility in applications.
- Drum/Tubular heat exchanger assures long life.

DIMENSIONS



AIRFLOW

UNIT CFM2

External Static Pressure (in WC)	Airflow (CFM)		
	Low speed For 65 Kbtu/h Input	Medium Speed For 75 Kbtu/h Input	High Speed For 90 Kbtu/h Input
0.1	730	920	1000
0.2	690	880	960
0.3	650	840	900
0.4	610	780	860
0.5	560	740	810
0.6	510	690	760

SPECIFICATIONS

	CMF 80 PG Convertible	CMF 80 PO Convertible
Factory Set Firing Rate (btu/hr)*	75,000	75,000
Heating Capacity (btu/hr)	56,000	60,000
Kit Converted** Firing Rate (btu/hr)	65,000 or 85,000	65,000 or 85,000
AFUE Rating (%)	75+	80+
Orifice Number for Natural Gas	20	N/A
Orifice Number for Propane (LP) Gas	40	N/A
Burner Nozzle for Oil	N/A	0.60 gph; A; 80°
Blower D x W	10 x 7	10 x 7
Motor H.P. -Speed -Type	1/4 -3 -PSC	1/4 -3 -PSC
Motor FLA	6.0	6.0
Fuse or Breaker	15 Amps	15 Amps
Nom. Anticipator Setting	0.6	0.6
Temperature Rise Range (Degree F)	55-85	55-85

Note: All models are 115 volt, 60 Hz, 1 phase. Gas connections are 1/2" NPT. Thermostat circuit is 24V, 60 Hz, 15VAC.

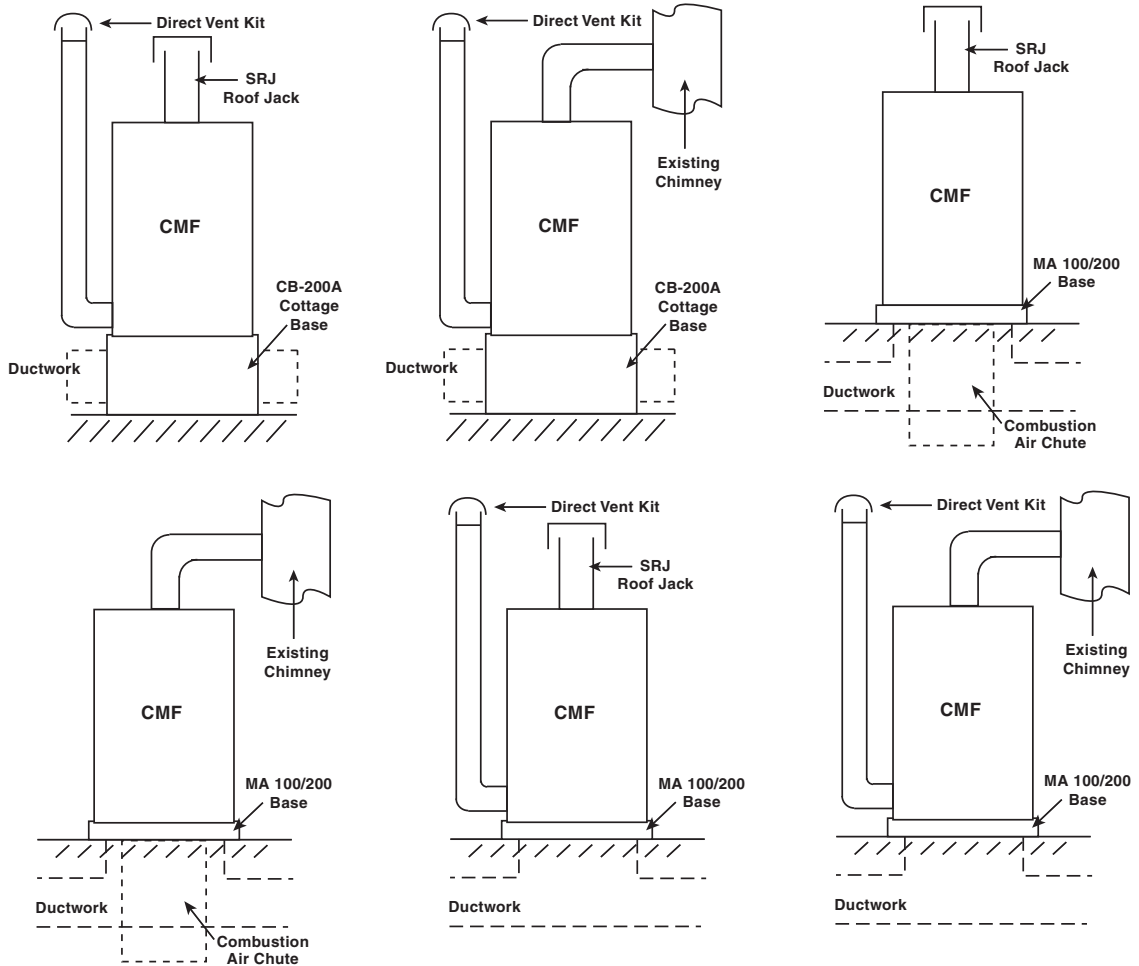
AFUE = Annual Fuel Utilization Efficiency

* Ratings to 2,000 ft. Over 2,000 ft, reduce ratings by 4% for each additional 1,000 ft above sea level.

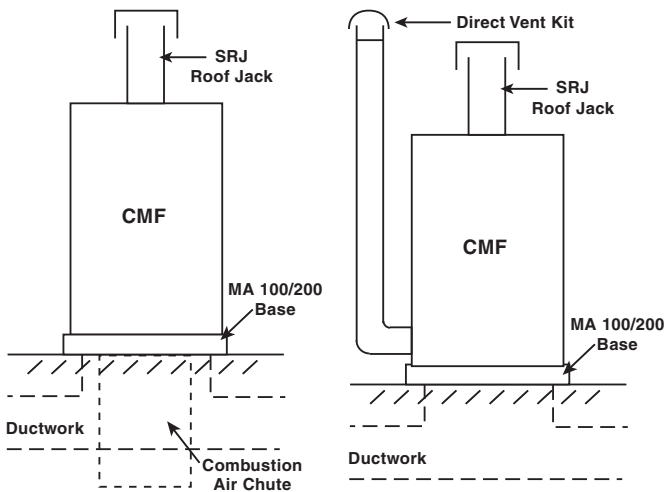
** The firing rate of the CMF 80 Convertible series furnaces can be changed using an approved conversion kit.

APPLICATIONS

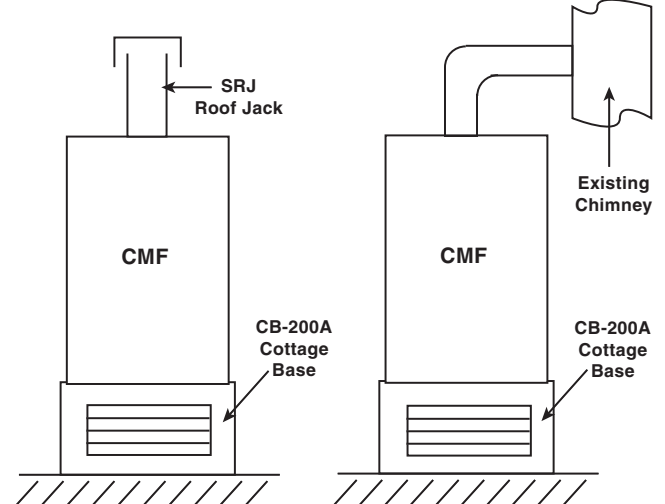
Direct Vent Residential Single Story Dwelling Type Applications*:



Direct Vent Manufactured Housing Applications:



Residential Single Story Dwelling Type Installations‡*:



NOTE: Direct Vent Kit may be installed on either the right or left side of the furnace.

* For Non-Manufactured Housing Applications Only.

‡ A Direct Vent System is not required, but may be installed. A Direct Vent system is one in which the combustion air is drawn from and the flue products are exhausted to the outside air.

ACCESSORIES

CMF Conversion Kits

PART NO.	DESCRIPTION
903099	CMF80PG 80 Kbtu/h to 65 Kbtu/h Conv. Kit
903100	CMF80PO 80 Kbtu/h to 65 Kbtu/h Conv. Kit
903101	CMF80PG 80 Kbtu/h to 100 Kbtu/h Conv. Kit
903102	CMF80PO 80 Kbtu/h to 100 Kbtu/h Conv. Kit

CMF Base Packages

PART NO.	DESCRIPTION
901696	CB-200A Cottage Base
903452	MA-200 Base Package with 3" feeder duct
903453	MA-200 Base Package with 8" feeder duct
903454	MA-200 Base Package with 13" feeder duct
903450	MA-100 Universal Base Package with 8" feeder duct
903451	MA-100 Universal Base Package with 13" feeder duct

Roofjacks

PART NO.	DESCRIPTION
104060000	SRJ1 Roof Jack Assembly
104060003	SRJ2 Roof Jack Assembly
104060015	SRJ3 Roof Jack Assembly
104060018	SRJ4 Roof Jack Assembly
104060024	SRJ5 Roof Jack Assembly

Miscellaneous

PART NO.	DESCRIPTION
104142000	Protective Cap (for two piece roofjack assemblies)
902095	Automatic Shut Off Damper**
901855	New England Safety Kit
903456	Combustion Air Inlet Adapter Kit
903457	Sloped Roof Direct Vent Kit
903496	Combustion Air Pipe Extension Kit (for high snow accumulation areas)

**Required when home is air conditioned by a self-contained unit.

Adapters

PART NO.	DESCRIPTION
100447000	RA-S2.5 Roof Jack Assembly
100448000	RA-S3.0 Roof Jack Assembly
101561000	RA-S4.0 Roof Jack Assembly

Vent Pipes

PART NO.	DESCRIPTION
103947002	Vent Pipe-28
103947004	Vent Pipe-34
103947005	Vent Pipe-40
901697	Offset Vent Pipe

ORDERING INFORMATION

Please specify Model No. and Serial No. along with the exact part number(s) when ordering parts from the nearest authorized Dealer or Service Center.



GENERAL TERMS OF LIMITED WARRANTY

NORDYNE will furnish a replacement for any part of this product which fails in normal use and service in accordance with the terms of the warranty.

For complete details of the Limited Warranty, including applicable terms and conditions, see your local installer or contact the NORDYNE warranty department for a copy.

NORDYNE

COMPLETE COMFORT. GENUINE VALUE. 8000 Phoenix Parkway | O'Fallon, MO 63368-3827

Specifications and illustrations subject to change without notice and without incurring obligations. Printed in U.S.A (06/2014)

416C-0614 (Replaces 416C-0708)