


MAYTAG

TECHNICAL SPECIFICATIONS

Model MSA4BE Series



M120 Product Line

**R-410A High Efficiency Air Conditioner
14 SEER — 1.5 - 5 Ton Capacity**

- **12 YEAR ALL PARTS WARRANTY**
- **This product offers a 1 Year Dependability Promise to replace the unit if the compressor fails in the first year of operation, to the original owner. All split system products must be installed with a matched indoor air handler or indoor coil to qualify.**
- **Product registration required for 12-year All Parts Warranty and Dependability Promise within a limited period of time after the installation. See current warranty document for details. This can be viewed at www.maytagvac.com or ask your sales representative.**

Maytag now offers the choice of an air conditioner that uses a more efficient and environmentally friendly refrigerant designated R-410A. The MSA4BE Series of air conditioners offers exceptional performance. The unit, when combined with our engineered coils or air handlers, offers a full line of quality, split system cooling equipment.

Features and Benefits


- **Smart Cool 410™ Refrigerant (R-410A)** – Earth friendly non-ozone depleting refrigerant.
- **Copper Tube / Aluminum Fin Coils** – Coils are designed to optimize heat transfer, minimize size and cost, and increase durability and reliability.
- **Permanently Lubricated Motor** – A heavy duty PSC motor for long lasting reliability and quiet operation. Requires no maintenance and is completely protected from rain and snow.
- **Removable Top Grille Assembly** – Allows ease of service from the top without disconnecting fan motor leads.
- **High Pressure Switch** – Protects against abnormally high system pressures. Auto-reset feature prevents nuisance service visits.
- **Liquid Line Filter / Drier** – Included with unit, field installed.
- **One Piece Top/Orifice** – Designed for maximum airflow and quiet operation.
- **Easy Compressor and Control Access** – Designed to make servicing easier for the contractor, access panels are provided to all controls and the compressor from the side of the unit.
- **Composite Base Pan** – Absorbs sound and is corrosion resistant. Composite is also stronger and lighter than steel.
- **Designed Using Galvanized Steel** – With a polyester urethane coat finish. The 950 hour salt spray finish resists corrosion 50% better than comparable units.



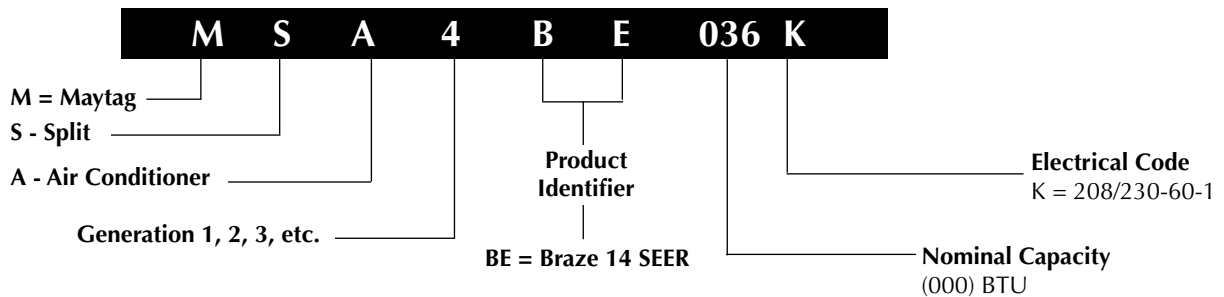
DIMENSIONS/OUTDOOR SECTION

14 SEER — High Efficiency

MSA4BE	018K	024K	030K	036K	042K	048K	060K
H	33	33	37	41	45	45	45
W	30 3/4	30 3/4	30 3/4	30 3/4	30 3/4	30 3/4	30 3/4
D	30 3/4	30 3/4	30 3/4	30 3/4	30 3/4	30 3/4	30 3/4



IDENTIFICATION CODE



PHYSICAL AND ELECTRICAL SPECIFICATIONS/OUTDOOR UNITS

14 SEER — High Efficiency

Model Number MSA4BE		018K	024K	030K	036K	042K	048K	060K	
Electrical Data	Volts-Cycles-Phase (1)	208/230-60-1	208/230-60-1	208/230-60-1	208/230-60-1	208/230-60-1	208/230-60-1	208/230-60-1	
	Total Amps	9.9	14.4	15	15.1	19.3	21.2	27.6	
	Delay Fuse Max. (2)	20	30	30	30	40	45	60	
	Min. Circuit Ampacity	12.1	17.7	18.5	18.6	23.8	26.2	34.2	
Condenser Data	Coil	Area	17.5	17.5	20.3	22.8	25.4	25.4	25.4
		Rows-FPI	1 - 22	1 - 22	1 - 22	1 - 22	1 - 22	2 - 16	2 - 16
		Tube Dia	3/8" O.D.	3/8" O.D.	3/8" O.D.	3/8" O.D.	3/8" O.D.	3/8" O.D.	3/8" O.D.
	Fan Motor	Type	PSC	PSC	PSC	PSC	PSC	PSC	PSC
		Amps	0.9	0.9	0.9	1	1.4	1.4	1.4
		HP	0.13	0.13	0.13	0.25	0.25	0.25	0.25
	Fan Blade	Dia-# Blades	24" - 2	24" - 2	24" - 2	24" - 2	24" - 2	24" - 2	24" - 2
		SCFM	3000	3000	3200	3300	3600	3800	3800
	Compressor Data	RLA	9	13.4	14.1	14.1	17.9	19.5	26.2
		LRA	48	58.3	73	77	112	109	134
Refrigerant suction line O.D. (all length of liquid line are 3/8" O.D.)	0-24 ft.	3/4"	3/4"	3/4"	3/4"	7/8"	7/8"	7/8"	
	25-39 ft.	3/4"	3/4"	3/4"	7/8" (3)	7/8"	7/8"	1-1/8" (4)	
	40-75 ft.	3/4"	3/4"	3/4"	7/8" (3)	7/8"	7/8"	1-1/8" (4)	
Refrigerant charge (R-410A) in ounces for outdoor unit, indoor unit and 15' lineset. (5)		109	112	118	136	157	234	234	
Weight	Net	162	166	171	176	181	220	223	
	Approximate (lbs.)	Ship	171	175	180	185	190	232	235

(1) Operating Voltage Range: 187v min. — 253v max.

(2) HACR Type Circuit Breakers may be used.

(3) Requires 7/8" to 3/4" reducer from line to unit.

(4) Requires 7/8" to 1-1/8" reducer from line to unit.

(5) Additional charge for line sets above 15 feet. Values based on suction line as follows with 3/8" liquid line.

a) 3/4" = 0.6 oz. per additional foot

b) 7/8" = 0.7 oz. per additional foot

c) 1 1/8" = 0.8 oz. per additional foot

COPPER WIRE SIZE — AWG (1% Voltage Drop)				
Supply Wire Length-Feet				Supply Circuit Ampacity
200	150	100	50	
6	8	10	14	15
4	6	8	12	20
4	6	8	10	25
4	4	6	10	30
3	4	6	8	35
3	4	6	8	40
2	3	4	6	45
2	3	4	6	50

Wire Size based on N.E.C. for 60° type copper conductors.

SYSTEM HEATING & COOLING CAPACITIES

14 SEER — High Efficiency — Single Phase

Outdoor Unit Model Number MSA4BE	Indoor Unit + TDR	BTUH	SEER	EER	SCFM
018K	C6B(A,H)-X24(C,U)-(A,B)	19,000	14	13.2	550
024K	C6B(A,H)-X24(C,U)-(A,B)	24,000	14	12.4	759
030K	C6B(A,H)-X30(C,U)-(A,B)	30,000	14	12.7	950
036K	C6B(A,H)-X36(C,U)-(B,C)	34,400	14	12.2	1100
042K	C6B(A,H)-X42(C,U)-(B,C)	42,000	14	12.4	1250
048K	C6B(A,H)-X48(C,U)-(C,D)	46,500	14	12.5	1500
060K	C6B(A,H)-X60(C,U)-(C,D)	59,000	14	12.2	1650

Outdoor Unit Model Number MSA4BE	Indoor Unit Model Number	Cooling Capacity BTUH	SEER	EER	SCFM
018K	B5BM-X25K-A	18000	14	12.5	555
018K	B5BM-X25K-B	18000	14	12.5	555
024K	B5BM-X25K-A	24000	14	12.5	750
024K	B5BM-X25K-B	24000	14	12.5	750
030K	B5BM-X30K-A	29400	14	12.5	885
030K	B5BM-X30K-B	29400	14	12.5	885
036K	B5BM-X37K-B	35200	14.5	12.5	1085
042K	B5BM-X42K-B	41500	14.5	12.5	1250
048K	B5BM-X49K-C	47000	14	12.2	1500
060K	B5BM-X60K-C	59000	14	12.2	1700

SYSTEM HEATING & COOLING CAPACITIES

14+ SEER — High Efficiency — Single Phase

Outdoor Unit Model Number MSA4BE	Indoor Unit Model Number PAH4VM B4VM	Cooling Capacity Btu/h	SEER	EER	SCFM
018K	X24K-A	18,600	14.5	13.3	555
018K	X24K-B	19,000	15.0	13.5	555
024K	X24K-A	24,400	14.5	13.3	750
024K	X24K-B	24,600	15.0	13.5	750
030K	X30K-A	29,800	14.5	13.2	885
030K	X30K-B	30,000	15.0	13.5	885
036K	X36K-B	35,800	15.5	13.5	1085
042K	X48K-B	42,000	15.0	13.0	1250
042K	X48K-C	42,500	15.5	13.5	1250
048K	X48K-C	47,500	15.0	13.0	1500
060K	X60K-C	60,000	15.0	12.8	1600

¹ Orifice supplied with outdoor unit.

See current AHRI Directory for certified combinations and ratings. All ratings are with time delay relay.

www.ahridirectory.org

ACCESSORIES - CONDENSING UNIT

Start Assist Kit - 912933

Provides additional starting torque for the compressor motor when operating with low line voltage or high operating temperatures.

Fan Delay Kit (TDR)

911758 - 80 second fan delay

Extreme Wind Condition Mounting Kit - 920900

AIR CONDITIONER COOLING EXPANDED RATINGS

MSA4BE018K with C6B(A,H)-X24(C,U)-(A,B)+TDR

MSA4BE018K with C6B(A,H)-X24(C,U)-(A,B)+MB6B(*)-(A,B)

O.D.T			75°F			85°F			95°F			105°F			115°F		
CFM	E.D.B.	E.W.B.	T.C.	S.C.	K.W.	T.C.	S.C.	K.W.	T.C.	S.C.	K.W.	T.C.	S.C.	K.W.	T.C.	S.C.	K.W.
505	80	62	19.1	15.8	1.23	18.2	15.5	1.36	17.4	15.3	1.50	16.4	15.2	1.67	15.4	14.6	1.85
	80	67	20.7	13.4	1.23	19.8	13.0	1.36	18.9	12.7	1.51	17.8	12.2	1.67	16.7	11.7	1.85
	80	72	22.7	10.8	1.23	21.7	10.5	1.35	20.6	10.1	1.51	19.4	9.7	1.67	18.1	9.3	1.85
	75	63	19.2	13.0	1.23	18.4	12.6	1.36	17.5	12.2	1.51	16.5	11.8	1.67	15.4	11.3	1.85
555	80	62	19.4	16.7	1.25	18.6	16.4	1.38	17.7	16.3	1.52	16.7	16.0	1.69	15.7	15.5	1.87
	80	67	21.1	14.0	1.25	20.1	13.6	1.37	19.2	13.2	1.52	18.1	12.8	1.69	16.9	12.3	1.87
	80	72	22.9	11.2	1.25	21.8	10.9	1.37	20.8	10.5	1.52	19.6	10.1	1.69	18.3	9.6	1.87
	75	63	19.6	13.6	1.25	18.7	13.2	1.38	17.8	12.8	1.52	16.8	12.3	1.69	15.6	11.8	1.87
605	80	62	19.7	17.9	1.27	18.9	17.3	1.39	18.0	17.1	1.54	17.0	16.8	1.70	16.0	16.0	1.89
	80	67	21.4	14.6	1.27	20.4	14.2	1.39	19.4	13.8	1.54	18.3	13.4	1.71	17.0	12.9	1.89
	80	72	23.1	11.6	1.27	22.1	11.2	1.39	21.0	10.8	1.54	19.8	10.4	1.71	18.5	9.9	1.89
	75	63	19.8	14.1	1.28	18.9	13.7	1.39	18.0	13.3	1.54	17.0	12.9	1.71	15.8	12.3	1.89

MSA4BE024K with C6B(A,H)-X24(C,U)-(A,B)+TDR

MSA4BE024K with C6B(A,H)-X24(C,U)-(A,B)+MB6B(*)-(A,B)

O.D.T			75°F			85°F			95°F			105°F			115°F		
CFM	E.D.B.	E.W.B.	T.C.	S.C.	K.W.	T.C.	S.C.	K.W.	T.C.	S.C.	K.W.	T.C.	S.C.	K.W.	T.C.	S.C.	K.W.
650	80	62	23.9	20.2	1.54	22.9	19.8	1.70	21.7	19.5	1.89	20.5	19.3	2.10	19.2	18.6	2.34
	80	67	25.9	17.1	1.55	24.8	16.6	1.71	23.6	16.1	1.89	22.3	15.6	2.11	20.8	15.0	2.35
	80	72	28.7	13.7	1.56	27.4	13.2	1.72	26.0	12.8	1.90	24.5	12.3	2.12	22.9	11.7	2.36
	75	63	24.1	16.6	1.55	23.1	16.1	1.71	22.0	15.6	1.89	20.7	15.0	2.10	19.3	14.4	2.34
750	80	62	24.5	21.8	1.59	23.5	21.4	1.74	22.3	21.3	1.93	21.1	20.8	2.14	19.8	19.8	2.38
	80	67	26.6	18.3	1.59	25.4	17.8	1.74	24.1	17.3	1.93	22.7	16.7	2.14	21.2	16.1	2.38
	80	72	29.2	14.5	1.60	27.9	14.0	1.75	26.4	13.5	1.94	24.9	13.0	2.16	23.1	12.5	2.39
	75	63	24.7	17.7	1.59	23.6	17.2	1.74	22.4	16.7	1.93	21.1	16.1	2.14	19.7	15.5	2.38
850	80	62	25.1	23.7	1.63	24.0	23.0	1.78	22.9	22.4	1.97	21.7	21.7	2.18	20.4	20.4	2.42
	80	67	27.1	19.4	1.63	25.8	18.9	1.78	24.5	18.4	1.97	23.0	17.8	2.18	21.4	17.2	2.42
	80	72	29.5	15.2	1.64	28.2	14.8	1.79	26.6	14.3	1.98	24.9	13.7	2.19	23.2	13.1	2.43
	75	63	25.2	18.7	1.63	24.0	18.2	1.78	22.8	17.7	1.97	21.4	17.1	2.18	19.9	16.4	2.42

MSA4BE030K with C6B(A,H)-X30(C,U)-(A,B,C)+TDR

MSA4BE030K with C6B(A,H)-X30(C,U)-(A,B,C)+MB6B(*)-(A,B,C)

O.D.T			75°F			85°F			95°F			105°F			115°F		
CFM	E.D.B.	E.W.B.	T.C.	S.C.	K.W.	T.C.	S.C.	K.W.	T.C.	S.C.	K.W.	T.C.	S.C.	K.W.	T.C.	S.C.	K.W.
785	80	62	29.3	24.4	1.90	28.0	23.9	2.09	26.7	23.6	2.32	25.3	23.3	2.57	23.6	22.5	2.87
	80	67	31.7	20.6	1.90	30.3	20.0	2.10	28.9	19.4	2.32	27.3	18.8	2.58	25.5	18.1	2.87
	80	72	34.7	16.6	1.90	33.1	16.1	2.10	31.5	15.5	2.33	29.6	14.9	2.59	27.7	14.2	2.88
	75	63	29.5	20.0	1.90	28.3	19.4	2.09	26.9	18.8	2.32	25.4	18.2	2.58	23.8	17.4	2.87
885	80	62	29.9	26.0	1.94	28.7	25.5	2.13	27.3	25.3	2.36	25.8	24.8	2.61	24.2	24.0	2.91
	80	67	32.4	21.8	1.94	30.9	21.2	2.13	29.4	20.6	2.36	27.8	19.9	2.62	25.9	19.2	2.91
	80	72	35.0	17.3	1.95	33.4	16.8	2.14	31.8	16.2	2.37	30.0	15.6	2.63	28.0	14.9	2.92
	75	63	30.2	21.1	1.94	28.8	20.5	2.13	27.4	19.9	2.36	25.9	19.2	2.61	24.1	18.5	2.91
985	80	62	30.5	28.0	1.99	29.2	27.2	2.17	27.8	26.7	2.39	26.3	26.3	2.65	24.8	24.8	2.95
	80	67	32.9	22.9	1.99	31.4	22.3	2.17	29.8	21.7	2.40	28.1	21.0	2.66	26.2	20.2	2.95
	80	72	35.5	18.0	2.00	33.9	17.5	2.18	32.2	16.9	2.41	30.4	16.3	2.67	28.3	15.6	2.96
	75	63	30.6	22.1	1.99	29.2	21.6	2.17	27.8	20.9	2.40	26.2	20.2	2.65	24.4	19.4	2.95

MSA4BE036K with C6B(A,H)-X36(C,U)-(B,C)+TDR

MSA4BE036K with C6B(A,H)-X36(C,U)-(B,C)+MB6B(*)-(B,C)

O.D.T			75°F			85°F			95°F			105°F			115°F		
CFM	E.D.B.	E.W.B.	T.C.	S.C.	K.W.	T.C.	S.C.	K.W.	T.C.	S.C.	K.W.	T.C.	S.C.	K.W.	T.C.	S.C.	K.W.
985	80	62	35.4	30.1	2.26	33.9	29.5	2.49	32.1	29.0	2.77	30.2	28.7	3.07	28.1	27.5	3.43
	80	67	38.4	25.4	2.27	36.7	24.7	2.51	34.8	23.9	2.78	32.7	23.0	3.09	30.3	22.1	3.44
	80	72	42.2	20.3	2.29	40.3	19.7	2.53	38.1	18.9	2.80	35.6	18.1	3.11	32.8	17.3	3.46
	75	63	35.7	24.6	2.27	34.2	23.9	2.50	32.4	23.1	2.77	30.4	22.2	3.08	28.2	21.3	3.43
1085	80	62	36.0	31.8	2.31	34.4	31.1	2.53	32.6	30.9	2.81	30.7	30.1	3.12	28.7	28.7	3.47
	80	67	39.0	26.5	2.32	37.2	25.8	2.55	35.2	25.0	2.82	33.1	24.1	3.13	30.7	23.2	3.48
	80	72	42.5	21.1	2.34	40.6	20.4	2.57	38.3	19.7	2.84	35.7	18.8	3.15	33.2	17.9	3.50
	75	63	36.3	25.7	2.31	34.7	25.0	2.54	32.8	24.2	2.81	30.8	23.3	3.12	28.5	22.3	3.47
1185	80	62	36.5	33.9	2.36	35.0	32.9	2.57	33.2	32.2	2.85	31.3	31.3	3.16	29.4	29.4	3.51
	80	67	39.5	27.7	2.37	37.7	27.0	2.59	35.7	26.1	2.86	33.4	25.2	3.17	31.0	24.2	3.52
	80	72	42.7	21.8	2.39	40.7	21.2	2.61	38.5	20.4	2.88	36.1	19.5	3.19	33.4	18.5	3.54
	75	63	36.8	26.7	2.36	35.1	26.0	2.58	33.2	25.2	2.85	31.1	24.2	3.16	28.8	23.2	3.51

AIR CONDITIONER COOLING EXPANDED RATINGS (CONTINUED)

MSA4BE042K with C6B(A,H)-X42(C,U)-(B,C)+TDR
 MSA4BE042K with C6B(A,H)-X42(C,U)-(B,C)+MB6B(*)-(B,C)

O.D.T			75°F			85°F			95°F			105°F			115°F		
CFM	E.D.B.	E.W.B.	T.C.	S.C.	K.W.	T.C.	S.C.	K.W.	T.C.	S.C.	K.W.	T.C.	S.C.	K.W.	T.C.	S.C.	K.W.
1150	80	62	41.8	35.3	2.69	40.0	34.6	2.97	37.9	34.0	3.29	35.6	33.6	3.65	33.2	32.3	4.05
	80	67	45.2	29.7	2.70	43.3	28.9	2.98	41.0	28.0	3.29	38.5	27.0	3.65	35.8	25.9	4.05
	80	72	49.6	23.9	2.70	47.4	23.1	2.98	44.8	22.2	3.29	41.9	21.3	3.65	38.8	20.3	4.06
	75	63	42.2	28.9	2.70	40.3	28.1	2.98	38.2	27.1	3.29	35.9	26.1	3.65	33.4	25.0	4.06
1250	80	62	42.4	36.9	2.74	40.6	36.1	3.01	38.4	35.9	3.32	36.1	35.0	3.68	33.7	33.7	4.09
	80	67	45.9	30.9	2.74	43.8	30.1	3.01	41.5	29.1	3.33	38.9	28.1	3.69	36.2	27.0	4.09
	80	72	50.0	24.6	2.75	47.7	23.9	3.02	45.1	23.0	3.33	42.0	22.0	3.69	39.0	20.9	4.09
	75	63	42.8	30.0	2.75	40.9	29.2	3.01	38.7	28.2	3.33	36.3	27.1	3.69	33.7	26.0	4.10
1350	80	62	42.9	39.1	2.79	41.1	38.0	3.05	39.0	37.3	3.36	36.7	36.5	3.72	34.4	34.4	4.13
	80	67	46.4	32.0	2.80	44.3	31.2	3.06	41.9	30.2	3.36	39.3	29.2	3.72	36.5	28.0	4.13
	80	72	50.2	25.3	2.80	48.0	24.6	3.06	45.2	23.7	3.37	42.3	22.7	3.73	39.3	21.6	4.13
	75	63	43.3	31.0	2.80	41.3	30.2	3.05	39.1	29.2	3.37	36.6	28.1	3.73	34.0	26.9	4.13

MSA4BE048K with C6B(A,H)-X48(C,U)-(C,D)+TDR
 MSA4BE048K with C6B(A,H)-X48(C,U)-C+MB6B(*)-C

O.D.T			75°F			85°F			95°F			105°F			115°F		
CFM	E.D.B.	E.W.B.	T.C.	S.C.	K.W.	T.C.	S.C.	K.W.	T.C.	S.C.	K.W.	T.C.	S.C.	K.W.	T.C.	S.C.	K.W.
1400	80	62	47.6	41.4	3.12	45.6	40.6	3.44	43.2	39.9	3.78	40.8	39.5	4.18	38.1	37.7	4.65
	80	67	51.4	34.7	3.13	49.2	33.8	3.45	46.6	32.7	3.79	43.9	31.6	4.19	40.9	30.4	4.65
	80	72	56.2	27.7	3.14	53.7	26.8	3.47	50.8	25.8	3.80	47.5	24.8	4.20	44.1	23.6	4.65
	75	63	48.0	33.7	3.12	45.9	32.7	3.44	43.5	31.7	3.79	40.9	30.5	4.18	38.1	29.3	4.65
1500	80	62	48.1	43.0	3.16	46.1	42.1	3.48	43.7	41.8	3.82	41.3	40.6	4.22	38.8	38.8	4.68
	80	67	52.0	35.8	3.18	49.7	34.9	3.49	47.1	33.9	3.83	44.3	32.7	4.22	41.2	31.5	4.68
	80	72	56.5	28.4	3.19	53.9	27.5	3.50	50.8	26.5	3.84	47.7	25.4	4.23	44.4	24.3	4.69
	75	63	48.5	34.7	3.17	46.4	33.8	3.48	43.9	32.7	3.82	41.3	31.5	4.22	38.4	30.3	4.69
1600	80	62	48.6	45.3	3.22	46.6	44.0	3.51	44.3	43.0	3.86	41.9	41.8	4.25	39.4	39.4	4.72
	80	67	52.5	36.9	3.23	50.1	36.0	3.53	47.4	34.9	3.87	44.5	33.8	4.26	41.4	32.5	4.72
	80	72	56.5	29.1	3.24	54.0	28.2	3.54	51.1	27.2	3.88	48.0	26.1	4.27	44.6	24.9	4.73
	75	63	48.9	35.7	3.22	46.7	34.8	3.52	44.2	33.7	3.86	41.6	32.5	4.26	38.6	31.2	4.73

MSA4BE060K with C6B(A,H)-X60(C,U)-(C,D)+TDR
 MSA4BE060K with C6B(A,H)-X60(C,U)-C+MB6B(*)-C

O.D.T			75°F			85°F			95°F			105°F			115°F		
CFM	E.D.B.	E.W.B.	T.C.	S.C.	K.W.	T.C.	S.C.	K.W.	T.C.	S.C.	K.W.	T.C.	S.C.	K.W.	T.C.	S.C.	K.W.
1600	80	62	59.6	49.6	3.92	57.1	48.7	4.32	54.2	47.8	4.77	51.0	47.3	5.27	47.6	45.5	5.84
	80	67	64.6	42.2	3.95	61.8	41.0	4.36	58.6	39.5	4.81	55.1	38.1	5.31	51.3	36.5	5.89
	80	72	70.9	33.8	3.99	67.7	32.7	4.41	64.0	31.5	4.86	60.1	30.1	5.37	55.6	28.7	5.94
	75	63	60.2	40.8	3.93	57.6	39.6	4.33	54.7	38.3	4.78	51.4	36.9	5.28	47.9	35.3	5.85
1700	80	62	60.3	51.3	3.97	57.7	50.2	4.36	54.7	49.9	4.81	51.6	48.8	5.31	48.1	47.3	5.89
	80	67	65.3	43.1	4.01	62.4	42.0	4.40	59.1	40.6	4.85	55.6	39.2	5.35	51.7	37.6	5.93
	80	72	71.3	34.5	4.06	68.1	33.5	4.46	64.4	32.2	4.90	60.3	30.9	5.41	55.6	29.4	5.98
	75	63	60.9	41.9	3.98	58.2	40.7	4.37	55.2	39.4	4.82	51.9	37.9	5.32	48.2	36.3	5.90
1800	80	62	60.8	53.8	4.03	58.3	52.3	4.41	55.3	51.3	4.85	52.0	50.6	5.35	48.5	48.5	5.93
	80	67	65.9	44.2	4.07	62.9	43.1	4.45	59.6	41.7	4.89	55.9	40.3	5.39	52.0	38.6	5.97
	80	72	71.7	35.3	4.12	68.5	34.2	4.50	64.6	33.0	4.94	60.3	31.6	5.44	55.9	30.0	6.02
	75	63	61.5	42.9	4.04	58.7	41.8	4.42	55.6	40.4	4.86	52.2	38.9	5.36	48.5	37.3	5.94

AIR CONDITIONER VSB COOLING EXPANDED RATINGS

MSA4BE018K with C6B(A,H)-X24(C,U)-(A,B)+VSB

MSA4BE018K with PAH4VMX24K(A,B), or B4VM-X24K-(A,B)

CFM	O.D.T		75°F			85°F			95°F			105°F			115°F		
	E.D.B.	E.W.B.	T.C.	S.C.	K.W.	T.C.	S.C.	K.W.	T.C.	S.C.	K.W.	T.C.	S.C.	K.W.	T.C.	S.C.	K.W.
505	80	62	19.5	16.2	1.12	18.6	15.9	1.25	17.8	15.7	1.39	16.8	15.6	1.56	15.7	15.0	1.74
	80	67	21.1	13.8	1.11	20.2	13.4	1.24	19.3	13.0	1.40	18.2	12.6	1.56	17.0	12.1	1.74
	80	72	23.1	11.2	1.10	22.1	10.9	1.24	21.0	10.5	1.39	19.7	10.1	1.56	18.5	9.6	1.74
	75	63	19.6	13.4	1.11	18.8	13.0	1.25	17.9	12.6	1.39	16.9	12.2	1.56	15.8	11.7	1.74
555	80	62	19.8	17.1	1.13	19.0	16.8	1.26	18.1	16.7	1.41	17.1	16.3	1.57	16.0	15.9	1.76
	80	67	21.5	14.4	1.13	20.5	14.0	1.26	19.5	13.6	1.41	18.5	13.2	1.57	17.3	12.7	1.76
	80	72	23.4	11.6	1.13	22.2	11.3	1.26	21.2	10.9	1.41	20.0	10.4	1.58	18.7	10.0	1.76
	75	63	20.0	14.0	1.14	19.1	13.6	1.27	18.2	13.2	1.41	17.2	12.7	1.58	16.0	12.2	1.76
605	80	62	20.1	18.2	1.17	19.3	17.7	1.28	18.4	17.4	1.43	17.4	17.2	1.59	16.4	16.4	1.78
	80	67	21.8	15.0	1.15	20.8	14.6	1.28	19.8	14.2	1.43	18.7	13.7	1.59	17.4	13.2	1.78
	80	72	23.6	12.0	1.14	22.5	11.6	1.28	21.4	11.2	1.43	20.2	10.8	1.60	18.9	10.3	1.78
	75	63	20.3	14.5	1.15	19.3	14.1	1.28	18.4	13.7	1.43	17.3	13.2	1.59	16.2	12.7	1.78

MSA4BE024K with C6B(A,H)-X24(C,U)-(A,B)+VSB

MSA4BE024K with PAH4VMX24K(A,B), or B4VM-X24K-(A,B)

CFM	O.D.T		75°F			85°F			95°F			105°F			115°F		
	E.D.B.	E.W.B.	T.C.	S.C.	K.W.	T.C.	S.C.	K.W.	T.C.	S.C.	K.W.	T.C.	S.C.	K.W.	T.C.	S.C.	K.W.
650	80	62	24.3	20.6	1.42	23.2	20.2	1.59	22.1	19.9	1.78	20.9	19.7	1.99	19.6	19.0	2.23
	80	67	26.4	17.5	1.42	25.2	17.0	1.59	24.0	16.5	1.78	22.7	15.9	1.99	21.2	15.3	2.23
	80	72	29.1	14.1	1.43	27.8	13.6	1.61	26.4	13.2	1.79	24.9	12.7	2.01	23.3	12.1	2.24
	75	63	24.6	16.9	1.42	23.5	16.5	1.59	22.4	16.0	1.78	21.1	15.4	1.99	19.7	14.8	2.23
750	80	62	24.9	22.2	1.46	23.8	21.8	1.63	22.7	21.7	1.82	21.5	21.1	2.03	20.2	20.2	2.27
	80	67	27.0	18.7	1.46	25.8	18.2	1.63	24.5	17.6	1.82	23.1	17.1	2.03	21.6	16.5	2.27
	80	72	29.8	14.9	1.47	28.3	14.4	1.64	26.8	13.9	1.83	25.2	13.4	2.04	23.5	12.9	2.28
	75	63	25.2	18.1	1.46	24.0	17.6	1.63	22.8	17.0	1.82	21.5	16.5	2.03	20.0	15.8	2.27
850	80	62	25.4	24.0	1.52	24.4	23.4	1.67	23.3	22.8	1.85	22.1	22.1	2.07	20.8	20.8	2.31
	80	67	27.5	19.8	1.50	26.2	19.3	1.67	24.9	18.8	1.86	23.4	18.2	2.07	21.8	17.5	2.31
	80	72	30.0	15.7	1.50	28.6	15.2	1.68	27.0	14.7	1.87	25.3	14.1	2.08	23.6	13.5	2.32
	75	63	25.6	19.1	1.50	24.4	18.6	1.67	23.2	18.1	1.86	21.8	17.5	2.07	20.3	16.8	2.31

MSA4BE030K with C6B(A,H)-X30(C,U)-(A,B,C)+VSB

MSA4BE030K with PAH4VMX30K(A,B), or B4VM-X30K-(A,B)

CFM	O.D.T		75°F			85°F			95°F			105°F			115°F		
	E.D.B.	E.W.B.	T.C.	S.C.	K.W.	T.C.	S.C.	K.W.	T.C.	S.C.	K.W.	T.C.	S.C.	K.W.	T.C.	S.C.	K.W.
785	80	62	29.8	24.8	1.77	28.4	24.3	1.98	27.1	23.9	2.21	25.6	23.7	2.46	24.0	22.9	2.76
	80	67	32.1	21.0	1.77	30.7	20.4	1.99	29.3	19.8	2.21	27.7	19.2	2.47	25.9	18.4	2.76
	80	72	35.1	17.0	1.77	33.5	16.5	1.99	31.8	15.9	2.22	30.0	15.3	2.48	28.1	14.6	2.77
	75	63	30.0	20.4	1.77	28.7	19.8	1.98	27.3	19.2	2.21	25.8	18.6	2.46	24.1	17.8	2.76
885	80	62	30.4	26.4	1.81	29.0	25.9	2.02	27.7	25.7	2.24	26.2	25.2	2.50	24.6	24.4	2.80
	80	67	32.8	22.2	1.81	31.3	21.6	2.02	29.8	21.0	2.25	28.2	20.3	2.51	26.3	19.6	2.80
	80	72	35.6	17.7	1.82	33.8	17.2	2.03	32.2	16.6	2.26	30.4	16.0	2.52	28.4	15.3	2.81
	75	63	30.6	21.5	1.81	29.2	20.9	2.02	27.8	20.3	2.25	26.2	19.6	2.50	24.5	18.8	2.80
985	80	62	30.8	28.3	1.88	29.6	27.6	2.06	28.2	27.1	2.28	26.7	26.7	2.54	25.2	25.2	2.83
	80	67	33.3	23.3	1.85	31.7	22.7	2.06	30.2	22.1	2.29	28.5	21.4	2.54	26.6	20.6	2.84
	80	72	36.0	18.5	1.85	34.2	17.9	2.07	32.6	17.3	2.30	30.8	16.7	2.55	28.7	15.9	2.84
	75	63	31.0	22.5	1.85	29.6	21.9	2.06	28.2	21.3	2.29	26.6	20.6	2.54	24.8	19.8	2.84

MSA4BE036K with C6B(A,H)-X36(C,U)-(B,C)+VSB

MSA4BE036K with PAH4VMX36KB, or B4VM-X36K-B

CFM	O.D.T		75°F			85°F			95°F			105°F			115°F		
	E.D.B.	E.W.B.	T.C.	S.C.	K.W.	T.C.	S.C.	K.W.	T.C.	S.C.	K.W.	T.C.	S.C.	K.W.	T.C.	S.C.	K.W.
985	80	62	35.9	30.5	2.13	34.3	29.9	2.38	32.5	29.4	2.65	30.6	29.1	2.96	28.5	27.9	3.32
	80	67	38.8	25.8	2.14	37.1	25.1	2.40	35.2	24.3	2.67	33.0	23.4	2.98	30.7	22.4	3.33
	80	72	42.6	20.7	2.15	40.6	20.1	2.42	38.4	19.3	2.69	36.0	18.5	3.00	33.2	17.6	3.35
	75	63	36.2	25.0	2.13	34.6	24.3	2.39	32.8	23.5	2.66	30.8	22.6	2.97	28.6	21.7	3.32
1085	80	62	36.4	32.1	2.17	34.8	31.5	2.42	33.0	31.3	2.69	31.1	30.5	3.00	29.1	29.1	3.36
	80	67	39.4	26.9	2.18	37.6	26.2	2.44	35.6	25.4	2.71	33.4	24.5	3.02	31.1	23.5	3.37
	80	72	43.2	21.5	2.20	41.0	20.8	2.46	38.6	20.1	2.73	36.1	19.2	3.04	33.5	18.3	3.39
	75	63	36.8	26.1	2.18	35.1	25.4	2.43	33.2	24.5	2.70	31.2	23.6	3.01	28.9	22.7	3.36
1185	80	62	36.8	34.2	2.24	35.4	33.3	2.46	33.6	32.6	2.73	31.7	31.7	3.04	29.7	29.7	3.40
	80	67	40.0	28.1	2.23	38.1	27.3	2.48	36.0	26.5	2.75	33.8	25.6	3.06	31.3	24.6	3.41
	80	72	43.2	22.2	2.24	41.1	21.5	2.50	38.9	20.7	2.77	36.4	19.9	3.08	33.8	18.9	3.43
	75	63	37.2	27.1	2.22	35.5	26.4	2.47	33.6	25.6	2.74	31.5	24.6	3.05	29.2	23.6	3.40

AIR CONDITIONER VSB COOLING EXPANDED RATINGS (CONTINUED)

MSA4BE042K with C6B(A,H)-X42(C,U)-(B,C)+VSB
MSA4BE042K with PAH4VMX48K(B,C), or B4VM-X48K-(B,C)

CFM	O.D.T		75°F			85°F			95°F			105°F			115°F		
	E.D.B.	E.W.B.	T.C.	S.C.	K.W.	T.C.	S.C.	K.W.	T.C.	S.C.	K.W.	T.C.	S.C.	K.W.	T.C.	S.C.	K.W.
1150	80	62	42.3	35.7	2.56	40.4	35.0	2.86	38.3	34.4	3.17	36.0	33.9	3.54	33.6	32.6	3.94
	80	67	45.7	30.2	2.56	43.7	29.3	2.87	41.4	28.4	3.18	38.9	27.4	3.54	36.2	26.3	3.94
	80	72	50.0	24.3	2.55	47.8	23.5	2.87	45.2	22.6	3.18	42.3	21.7	3.54	39.2	20.7	3.94
	75	63	42.6	29.3	2.56	40.7	28.5	2.86	38.6	27.5	3.18	36.3	26.5	3.54	33.7	25.4	3.95
1250	80	62	42.8	37.3	2.60	41.0	36.5	2.90	38.8	36.2	3.21	36.5	35.4	3.57	34.1	34.1	3.98
	80	67	46.3	31.3	2.59	44.2	30.5	2.90	41.9	29.5	3.22	39.3	28.5	3.57	36.5	27.3	3.98
	80	72	50.6	25.0	2.60	48.1	24.2	2.91	45.4	23.4	3.22	42.4	22.4	3.58	39.4	21.3	3.98
	75	63	43.3	30.4	2.60	41.3	29.5	2.90	39.1	28.6	3.22	36.6	27.5	3.58	34.1	26.4	3.98
1350	80	62	43.2	39.4	2.67	41.5	38.4	2.93	39.3	37.6	3.25	37.1	36.9	3.61	34.8	34.8	4.02
	80	67	46.9	32.4	2.64	44.7	31.6	2.94	42.3	30.6	3.25	39.6	29.5	3.61	36.8	28.4	4.02
	80	72	50.8	25.8	2.64	48.3	25.0	2.95	45.6	24.1	3.26	42.7	23.0	3.61	39.7	22.0	4.02
	75	63	43.7	31.4	2.65	41.7	30.6	2.94	39.4	29.6	3.25	37.0	28.5	3.61	34.4	27.3	4.02

MSA4BE048K with C6B(A,H)-X48(C,U)-(C,D)+VSB
MSA4BE048K with PAH4VMX48KC, or B4VM-X48K-C

CFM	O.D.T		75°F			85°F			95°F			105°F			115°F		
	E.D.B.	E.W.B.	T.C.	S.C.	K.W.	T.C.	S.C.	K.W.	T.C.	S.C.	K.W.	T.C.	S.C.	K.W.	T.C.	S.C.	K.W.
1400	80	62	48.1	41.8	2.97	45.9	41.0	3.32	43.6	40.3	3.67	41.1	39.8	4.07	38.5	38.1	4.53
	80	67	51.9	35.1	2.98	49.6	34.2	3.34	47.0	33.1	3.68	44.3	32.0	4.07	41.3	30.8	4.53
	80	72	56.7	28.0	2.98	54.1	27.2	3.35	51.2	26.2	3.69	47.9	25.2	4.08	44.5	24.0	4.54
	75	63	48.5	34.1	2.98	46.3	33.1	3.33	43.9	32.1	3.67	41.3	30.9	4.07	38.5	29.7	4.54
1500	80	62	48.6	43.4	3.02	46.5	42.5	3.36	44.1	42.2	3.71	41.7	41.0	4.10	39.2	39.2	4.57
	80	67	52.4	36.3	3.02	50.0	35.3	3.38	47.4	34.2	3.72	44.6	33.1	4.11	41.6	31.8	4.57
	80	72	57.2	28.8	3.03	54.3	27.9	3.39	51.2	26.9	3.73	48.1	25.8	4.12	44.8	24.6	4.58
	75	63	49.0	35.2	3.02	46.7	34.2	3.37	44.3	33.1	3.71	41.7	31.9	4.11	38.8	30.7	4.58
1600	80	62	48.9	45.5	3.10	47.0	44.3	3.40	44.6	43.4	3.74	42.2	42.2	4.14	39.7	39.7	4.61
	80	67	53.0	37.4	3.07	50.4	36.4	3.41	47.8	35.3	3.76	44.9	34.1	4.15	41.8	32.9	4.61
	80	72	57.1	29.5	3.07	54.3	28.6	3.43	51.5	27.6	3.77	48.4	26.5	4.16	45.0	25.3	4.61
	75	63	49.4	36.2	3.07	47.1	35.2	3.41	44.6	34.1	3.75	41.9	32.9	4.15	39.0	31.6	4.61

MSA4BE060K with C6B(A,H)-X60(C,U)-(C,D)+VSB
MSA4BE060K with PAH4VMX60KC, or B4VM-X60K-C

CFM	O.D.T		75°F			85°F			95°F			105°F			115°F		
	E.D.B.	E.W.B.	T.C.	S.C.	K.W.	T.C.	S.C.	K.W.	T.C.	S.C.	K.W.	T.C.	S.C.	K.W.	T.C.	S.C.	K.W.
1600	80	62	60.2	50.0	3.76	57.5	49.0	4.21	54.6	48.2	4.65	51.4	47.7	5.15	48.0	45.9	5.73
	80	67	65.1	42.6	3.79	62.2	41.4	4.25	59.0	39.9	4.69	55.5	38.5	5.20	51.7	36.9	5.78
	80	72	71.3	34.2	3.82	68.1	33.1	4.30	64.4	31.9	4.75	60.5	30.5	5.25	56.0	29.1	5.83
	75	63	60.7	41.2	3.77	58.0	40.0	4.22	55.1	38.7	4.66	51.8	37.3	5.16	48.2	35.7	5.74
1700	80	62	60.7	51.6	3.81	58.1	50.6	4.25	55.1	50.3	4.70	51.9	49.1	5.20	48.5	47.7	5.78
	80	67	65.8	43.5	3.83	62.8	42.4	4.29	59.5	41.0	4.74	55.9	39.6	5.24	52.0	38.0	5.82
	80	72	72.1	35.0	3.89	68.5	33.9	4.34	64.8	32.6	4.79	60.7	31.3	5.29	56.0	29.8	5.87
	75	63	61.5	42.3	3.82	58.6	41.1	4.26	55.6	39.8	4.71	52.2	38.3	5.21	48.6	36.7	5.78
1800	80	62	61.1	54.1	3.91	58.7	52.7	4.29	55.7	51.7	4.74	52.4	51.0	5.24	48.9	48.9	5.82
	80	67	66.4	44.7	3.89	63.3	43.5	4.33	59.9	42.1	4.78	56.3	40.6	5.28	52.3	39.0	5.86
	80	72	72.3	35.8	3.93	68.9	34.6	4.38	65.0	33.3	4.83	60.7	32.0	5.33	56.3	30.4	5.91
	75	63	61.9	43.3	3.87	59.1	42.2	4.30	56.0	40.8	4.75	52.6	39.3	5.25	48.9	37.7	5.82



Before purchasing this appliance, read important energy cost and efficiency information available from your retailer. Specifications and illustrations subject to change without notice and without incurring obligations.

Manufactured under license by NORDYNE, O'Fallon, MO. ©Registered Trademark/™ Trademark of Maytag Corporation or its related companies. ©2011. All rights reserved.
595D-0911 (Replaces 595D-0111)

Printed in U.S.A. (09/11)