

TECHNICAL SPECIFICATIONS

R8GD Series

Single Packaged Gas/Electric Units 13 SEER, 80% AFUE 2 Ton thru 5 Ton Units

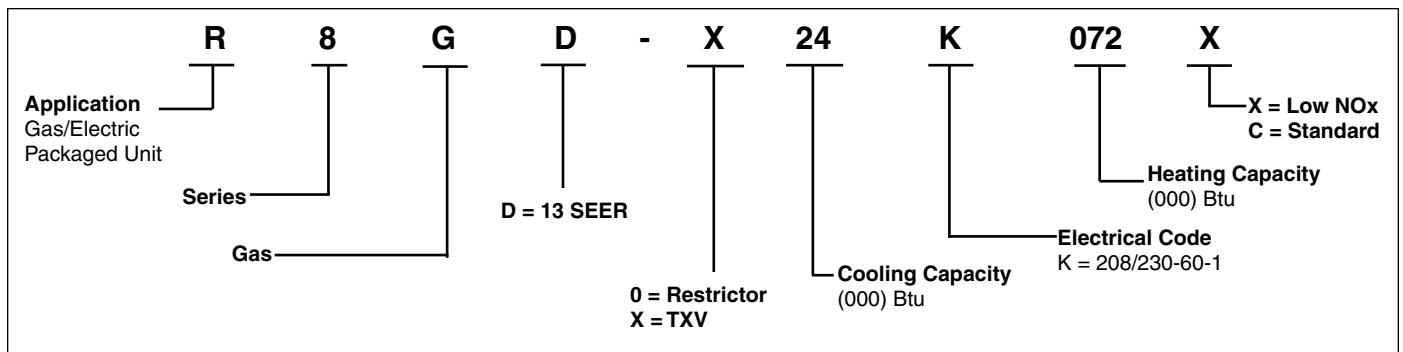
The R8GD Series single packaged gas/electric units are high efficiency self contained heating and cooling systems that can be installed on the roof or on a slab. The convertible unit design makes installations simple in all applications. Units are ETL and ETLc listed.



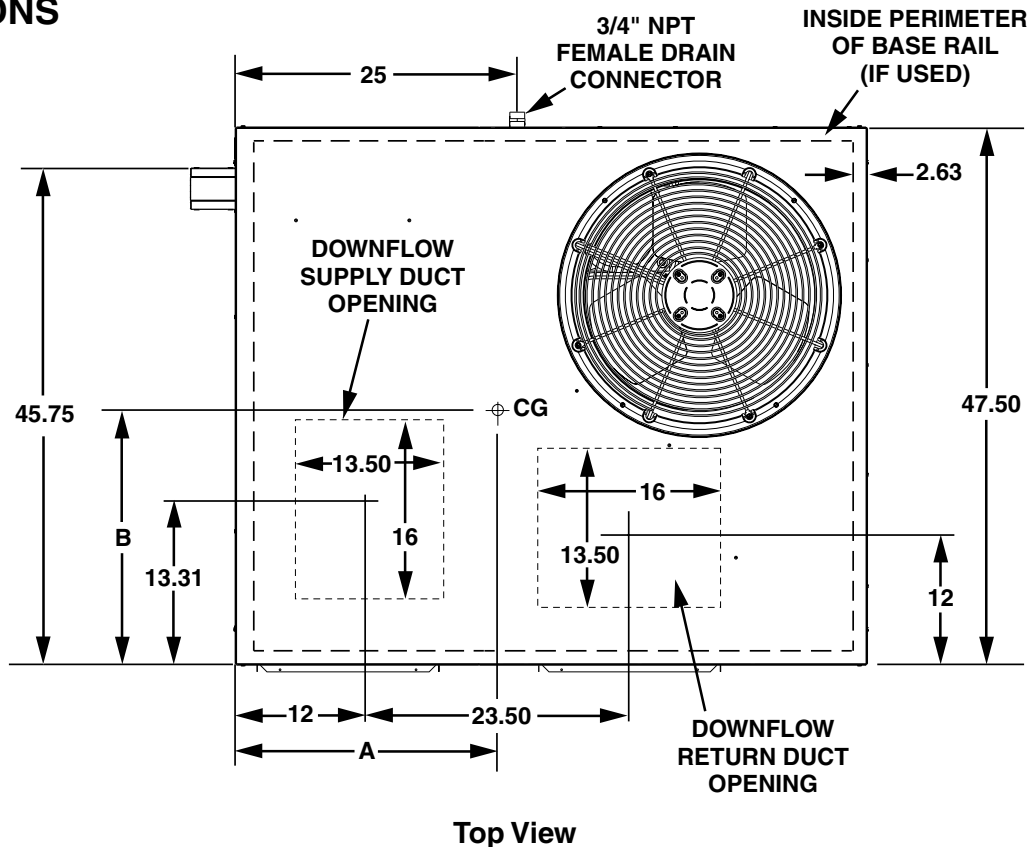
FEATURES and BENEFITS

- **Quality Compressor:** State of the art Copeland Scroll compressor is standard equipment.
- **Proven, Industry Standard Components:** Easier service and availability.
- **High and Low Pressure Switch:** Added compressor protection.
- **Micro-Channel Coils:** Both indoor and outdoor all aluminum coils are designed to optimize heat transfer, minimize size and cost, increase durability and reliability, and reduce corrosion.
- **Liquid Line Filter Drier:** Factory installed at a convenient location for service.
- **Externally Accessible Service Ports:** Quick access to refrigerant system without disrupting operation.
- **Compact Footprint/Low Profile:** Easy to handle and transport.
- **Heavy-Gauge Full Perimeter Base Rails:** Facilitates forklift handling and curb mounting.
- **Convertible Air Delivery:** Horizontal or downflow to accommodate rooftop or horizontal application.
- **Galvanized Steel Cabinet:** Polyurethane finish provides 950 hour salt spray protection to resist corrosion.
- **Wire Guard Coated with Earth Friendly Epoxy and Mesh Hail Guard:** Will never rust and protect the coil from being damaged by balls, lawnmowers, hail etc.
- **Access to Controls and Major Components:** Easy in and out service.
- **Low Voltage Transformer:** Includes 3 Amp fuse to protect low voltage circuit.
- **Corrosion-Resistant Drain Pan:** Quickly drains away evaporator condensate.
- **One Piece Top for Great Fit and Finish, Total Seal:** Well designed, quality construction. Drip edge on top panels whisks away rainwater. Embossed bottom pan keeps blower component compartment dry.
- **Quiet Operation:** Low vibration. 20" fan blade combined with custom venturi condenser fan.
- **SmartLite® Control Board:** Provides extended life to igniters using hot surface ignition technology. Programmed to learn the heat-up characteristics of the igniter, then adapt the ignition time to the characteristics of the furnace so the igniter is energized appropriately.
- **Hot Surface Igniter:** Innovative application of an appliance type igniter with a 20 year history of reliability.
- **Accessories:** Roof curbs and more.

MODEL IDENTIFICATION CODE



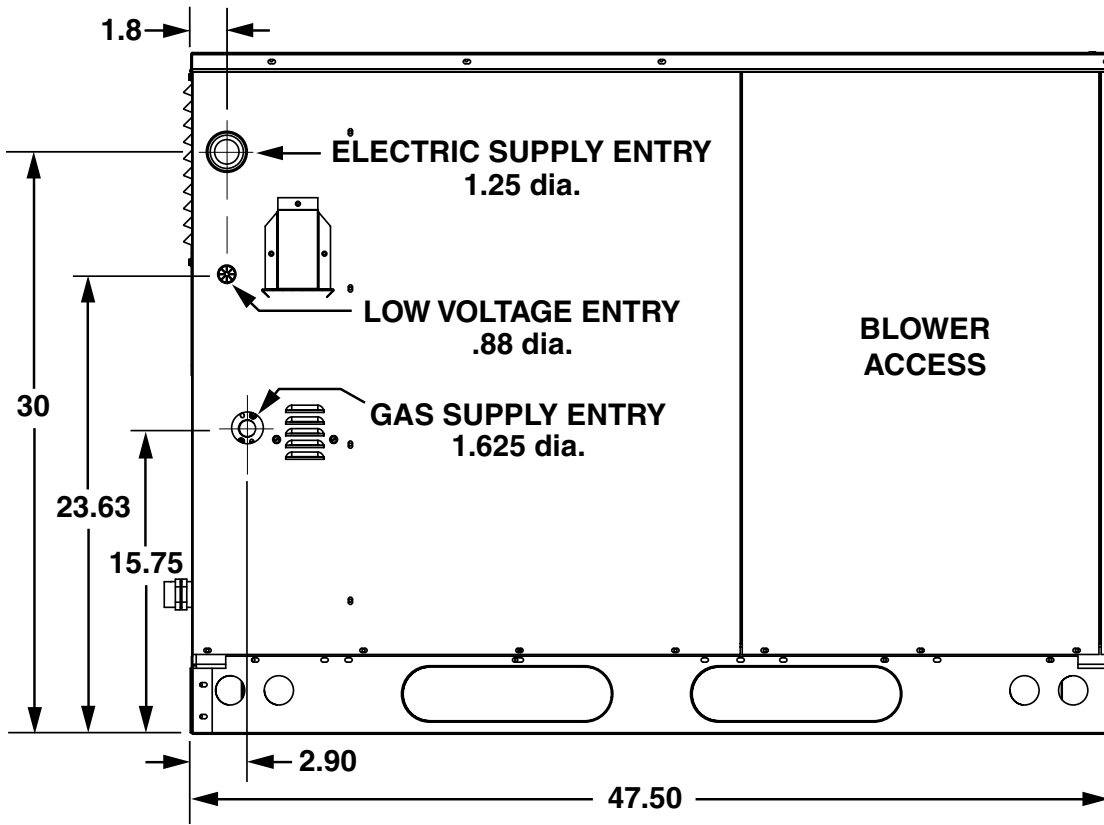
DIMENSIONS



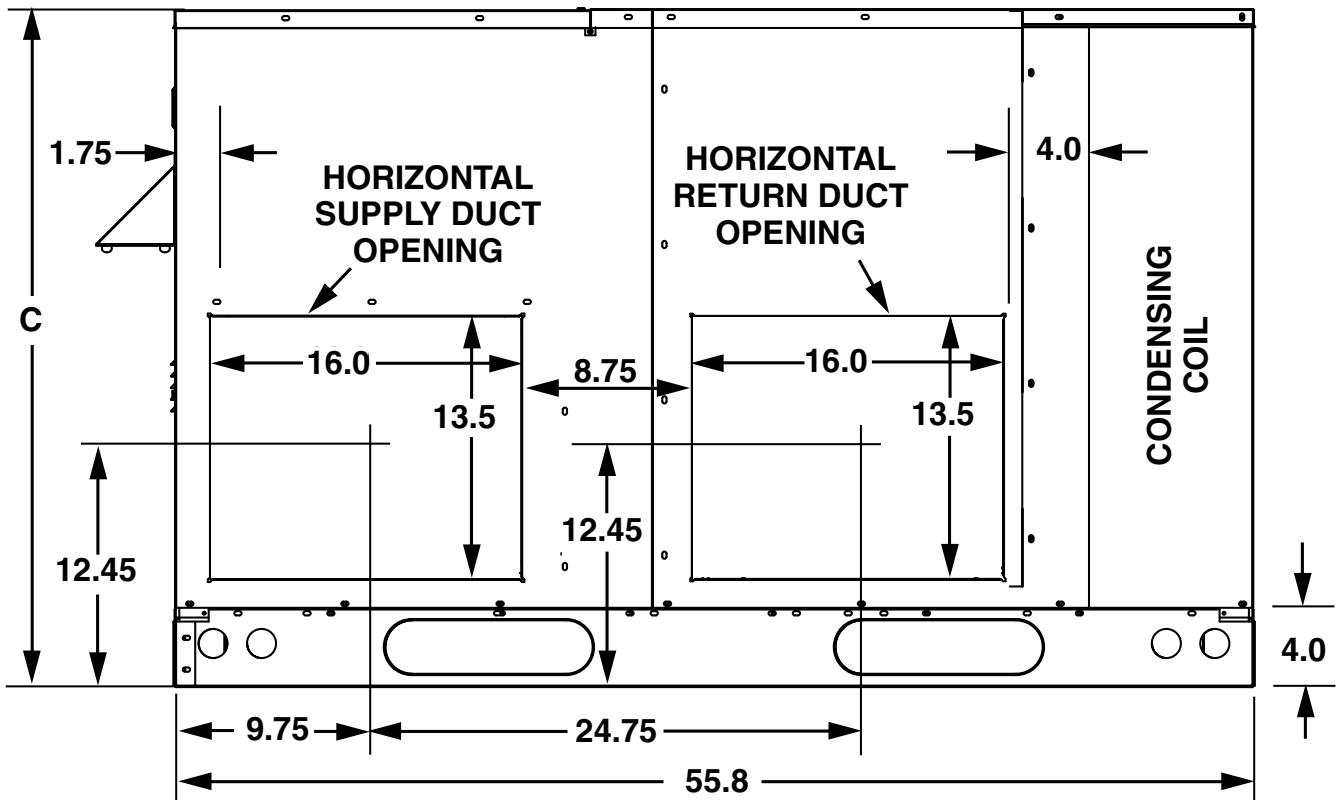
Model Number R8GD	Unit Weight	Shipping Weight	Center of Gravity		Height in inches (C)	
			A	B	with base rails	without base rails
024K045†	397	413	26.5	26.5	35.0	31.3
024K072†	405	421	26.0	26.5	35.0	31.3
030K045†	398	414	26.5	26.5	35.0	31.3
030K072†	406	422	26.0	26.5	35.0	31.3
036K072†	403	419	26.5	26.5	35.0	31.3
036K096†	411	427	26.5	26.5	35.0	31.3
042K072†	435	453	27.0	26.5	39.0	35.3
042K096†	443	461	27.0	26.5	39.0	35.3
048K096†	453	470	27.5	26.5	39.0	35.3
048K120†	461	478	27.5	26.5	39.0	35.3
X60K096†	472	489	27.5	26.5	43.0	39.3
X60K120†	480	497	27.5	26.5	43.0	39.3

† Denotes "C" or "X"

DIMENSIONS (Continued)



Side View



Back View

SPECIFICATIONS AND ELECTRICAL DATA

SINGLE PHASE

MODEL R8GD	-024K045(*)	-024K072(*)	-030K045(*)	-030K072(*)	-036K072(*)	-036K096(*)	-042K72(*)	-042K96(*)	-048K96(*)	-048K120(*)	-X60K096(*)	-X60K120(*)
Performance												
Heating Input Btuh	45,000	72,000	45,000	72,000	72,000	96,000	72,000	96,000	96,000	120,000	96,000	120,000
Heating Output Btuh	36,000	57,600	36,000	57,600	57,600	76,800	57,600	76,800	76,800	96,000	76,800	96,000
Capacity-Cooling Btuh	23,600	23,600	29,000	29,000	35,800	35,800	42,000	42,000	46,000	46,000	57,000	57,000
AFUE	80	80	80	80	80	80	80	80	80	80	80	80
Efficiency -- SEER	13.0	13.0	13.0	13.0	13.0	13.0	13.0	13.0	13.0	13.0	13.0	13.0
Efficiency -- EER	11.0	11.0	11.0	11.0	11.0	11.0	11.0	11.0	11.0	11.0	11.0	11.0
Electrical Rating - 60 Hz												
Phase	1	1	1	1	1	1	1	1	1	1	1	1
Operating Voltage Range	187 - 253	187 - 253	187 - 253	187 - 253	187 - 253	187 - 253	187 - 253	187 - 253	187 - 253	187 - 253	187 - 253	187 - 253
Minimum Circuit Ampacity	18.3	18.3	22.4	22.4	28.3	28.3	32.7	32.7	36.8	36.8	44.6	44.6
Max. Overcurrent Protection	30	30	35	35	45	45	50	50	60	60	70	70
Compressor Data												
Volts	208 / 230	208 / 230	208 / 230	208 / 230	208 / 230	208 / 230	208 / 230	208 / 230	208 / 230	208 / 230	208 / 230	208 / 230
Rated Load Amps	12.8	12.8	15.7	15.7	18.6	18.6	22.1	22.1	24.3	24.3	29.3	29.3
Lock Rotor Amps	58.3	58.3	73	73	79	79	109	109	117	117	134	134
Indoor Blower												
Wheel Diameter	10 x 10	10 x 10	10 x 10	10 x 10	10 x 10	10 x 10	11 x 10	11 x 10	11 x 10	11 x 10	11 x 10	11 x 10
Motor Type	PSC	PSC	PSC	PSC	Fixed Torque	Fixed Torque	Fixed Torque	Fixed Torque	Fixed Torque	Fixed Torque	Fixed Torque	Fixed Torque
Motor HP	1/4	1/4	1/4	1/4	1/2	1/2	1/2	1/2	3/4	3/4	1	1
Motor Amps	1.3	1.3	1.3	1.3	3.6	3.6	3.6	3.6	5.0	5.0	6.5	6.5
Outdoor Fan												
Motor HP	1/5	1/5	1/4	1/4	1/4	1/4	1/4	1/4	1/4	1/4	1/3	1/3
Motor Amps	1.0	1.0	1.46	1.46	1.46	1.46	1.46	1.46	1.46	1.46	1.5	1.5
Fan Diameter/CFM	20" / 3800	20" / 3800	20" / 3800	20" / 3800	20" / 3800	20" / 3800	20" / 3800	20" / 3800	20" / 3800	20" / 3800	20" / 3800	20" / 3800
Refrigerant Charge (oz)	60	60	64	64	59	59	71	71	62	62	64	64
Sound Rating	71	71	76	76	78	78	78	78	77	77	78	78

AIRFLOW DATA

External Static Pressure Drop - inches water column																						
Model Number R8GD	Heating Input (Btu/h)	Heating Output (Btu/h)	Heating Rise Range (Btu/h)	Blower Size	Motor HP	Motor Tap	0.1		0.2		0.3		0.4		0.5		0.6		0.7		0.8	
							(cfm)	(°F) Rise	(cfm)	(°F) Rise	(cfm)	(°F) Rise	(cfm)	(°F) Rise	(cfm)	(°F) Rise	(cfm)	(°F) Rise	(cfm)	(°F) Rise	(cfm)	(°F) Rise
024K045(†)	45,000	36,000	30-60	10 x 10	1/4	LOW ***	1015	34	955	36	880	39	805	43	715	48	635	54	545	63	485	71
							1255	28	1190	29	1125	31	1055	33	965	36	860	40	765	45	680	51
							1460	24	1385	25	1315	26	1240	28	1160	30	1050	33	935	37	830	42
024K072(†)	72,000	57,600	40-70	10 x 10	1/4	LOW*	1015	55	955	58	880	63	805	69	715	77	635	87	545	102	485	114
							1255	44	1190	46	1125	49	1055	52	965	57	860	64	765	72	680	81
							1460	38	1385	40	1315	42	1240	45	1160	48	1050	53	935	59	830	67
030K045(†)	45,000	36,000	30-60	10 x 10	1/4	LOW **	1015	34	955	36	880	39	805	43	715	48	635	54	545	63	485	71
							1255	28	1190	29	1125	31	1055	33	965	36	860	40	765	45	680	51
							1460	24	1385	25	1315	26	1240	28	1160	30	1050	33	935	37	830	42
030K072(†)	72,000	57,600	40-70	10 x 10	1/4	LOW ***	1015	55	955	58	880	63	805	69	715	77	635	87	545	102	485	114
							1255	44	1190	46	1125	49	1055	52	965	57	860	64	765	72	680	81
							1460	38	1385	40	1315	42	1240	45	1160	48	1050	53	935	59	830	67
036K072(†)	72,000	57,600	40-70	10 x 10	1/2	Tap T1	1085	51	1025	54	975	57	925	60	850	65	790	70	745	74	695	80
						Tap T2 **	1249	44	1178	47	1123	49	1065	52	979	57	908	61	858	64	800	69
						Tap T3	1390	40	1310	42	1250	44	1185	47	1090	51	1010	55	955	58	890	62
						Tap T4 *	1495	37	1445	38	1400	40	1355	41	1305	42	1260	44	1210	46	1155	48
						Tap T5	1560	35	1515	37	1470	38	1420	39	1370	40	1325	42	1280	43	1225	45
036K096(†)	96,000	76,800	45-75	10 x 10	1/2	Tap T1	1085	68	1025	72	975	76	925	80	850	87	790	93	745	99	695	106
						Tap T2	1249	59	1178	63	1123	66	1065	69	979	75	908	81	858	86	800	92
						Tap T3 **	1390	53	1310	56	1250	59	1185	62	1090	68	1010	73	955	77	890	83
						Tap T4 *	1495	49	1445	51	1400	53	1355	54	1305	57	1260	59	1210	61	1155	64
						Tap T5	1560	47	1515	49	1470	50	1420	52	1370	54	1325	56	1280	58	1225	60

* Denotes factory set cooling speed

** Denotes factory set heating speed

*** Denotes factory set cooling and heating speed

(†) Part number may contain a C or X.

$$\text{Heat rise: Btu/h (Input)} = \text{CFM} \times \Delta T \times 1.08$$

$$\Delta T = (\text{Btu/h} \times 0.83) / (\text{CFM} \times 1.08)$$

AIRFLOW DATA CONTINUED

Model Number R8GD	Heating Input (Btu/h)	Heating Output (Btu/h)	Heating Rise Range (Btu/h)	Blower Size	Motor HP	Motor Tap	External Static Pressure Drop - inches water column																	
							0.1		0.2		0.3		0.4		0.5		0.6		0.7		0.8			
							(cfm)	(°F) Rise	(cfm)	(°F) Rise	(cfm)	(°F) Rise	(cfm)	(°F) Rise	(cfm)	(°F) Rise	(cfm)	(°F) Rise	(cfm)	(°F) Rise	(cfm)	(°F) Rise		
042K072(†)	72,000	57,600	35-65	11 x 10	1/2	Tap T1 Tap T2** Tap T3* Tap T4 Tap T5	1140	49	1075	51	1110	50	940	59	850	65	770	72	715	77	640	86		
							1310	42	1250	44	1180	47	1130	49	1050	53	975	57	895	62	830	67		
							1490	37	1440	38	1380	40	1320	42	1255	44	1175	47	1090	51	1020	54		
							1621	34	1571	35	1511	37	1466	38	1409	39	1336	41	1255	44	1185	47		
							1665	33	1615	34	1555	36	1515	37	1460	38	1390	40	1310	42	1240	45		
042K096(†)	96,000	76,800	40-70	11 x 10	1/2	Tap T1 Tap T2* Tap T3** Tap T4 Tap T5	1310	56	1250	59	1180	63	1130	65	1050	70	975	76	895	82	830	89		
							1490	50	1440	51	1380	53	1320	56	1255	59	1175	63	1090	68	1020	72		
							1556	47	1506	49	1446	51	1393	53	1332	55	1256	59	1173	63	1103	67		
							1621	46	1571	47	1511	49	1466	50	1409	52	1336	55	1255	59	1185	62		
							1665	44	1615	46	1555	47	1515	49	1460	51	1390	53	1310	56	1240	59		
048K096(†)	96,000	76,800	40-70	11 x 10	3/4	Tap T1 Tap T2** Tap T3* Tap T4 Tap T5	1270	58	1205	61	1140	65	1050	70	980	75	920	80	830	89	770	96		
							1540	48	1465	50	1400	53	1345	55	1275	58	1210	61	1150	64	1085	68		
							1775	42	1710	43	1650	45	1600	46	1540	48	1485	50	1425	52	1365	54		
							1878	39	1821	41	1764	42	1716	43	1654	45	1594	46	1534	48	1479	50		
							2015	37	1970	37	1915	39	1870	39	1805	41	1740	42	1680	44	1630	45		
048K120(†)	120,000	96,000	45-75	11 x 10	3/4	Tap T1 Tap T2** Tap T3* Tap T4 Tap T5	1405	66	1335	69	1270	73	1200	77	1125	82	1065	87	990	93	925	100		
							1640	56	1565	59	1500	61	1445	64	1375	67	1310	70	1250	74	1185	78		
							1775	52	1710	54	1650	56	1600	58	1540	60	1485	62	1425	65	1365	68		
							1878	49	1821	51	1764	52	1716	54	1654	56	1594	58	1534	60	1479	62		
							2015	46	1970	47	1915	48	1870	49	1805	51	1740	53	1680	55	1630	57		
060K096(†)	96,000	76,800	40-70	11 x 10	1	Tap T1 Tap T2** Tap T3* Tap T4 Tap T5	1240	59	1185	62	1130	65	1065	69	1010	73	940	78	880	84	820	90		
							1635	45	1595	46	1510	49	1485	50	1425	52	1365	54	1305	57	1245	59		
							1900	39	1855	40	1795	41	1750	42	1700	43	1650	45	1595	46	1535	48		
							2045	36	2010	37	1955	38	1890	39	1835	40	1790	41	1740	42	1695	44		
							2250	33	2235	33	2180	34	2150	34	2120	35	2080	35	2025	36	2005	37		
060K120(†)	120,000	96,000	45-75	11 x 10	1	Tap T1 Tap T2** Tap T3* Tap T4 Tap T5	1240	74	1185	78	1130	82	1065	87	1010	91	940	98	880	105	820	112		
							1635	56	1595	58	1510	61	1485	62	1425	65	1365	68	1305	71	1245	74		
							1900	49	1855	50	1795	51	1750	53	1700	54	1650	56	1595	58	1535	60		
							2045	45	2010	46	1955	47	1890	49	1835	50	1790	52	1740	53	1695	54		
							2250	41	2235	41	2180	42	2150	43	2120	44	2080	44	2025	46	2005	46		

* Denotes factory set cooling speed

** Denotes factory set heating speed

*** Denotes factory set cooling and heating speed

(†) Part number may contain a C or X.

$$\text{Heat rise: Btu/h (Input)} = \text{CFM} \times \Delta T \times 1.08$$

$$\Delta T = (\text{Btu/h} \times 0.83) / (\text{CFM} \times 1.08)$$

EXPANDED RATINGS

R8GD-024K

CFM	O.D.T		65°F			75°F			85°F			95°F			105°F			115°F		
	E.D.B.	E.W.B.	T.C.	S.C.	K.W.	T.C.	S.C.	K.W.	T.C.	S.C.	K.W.	T.C.	S.C.	K.W.	T.C.	S.C.	K.W.	T.C.	S.C.	K.W.
900	80	62	26.5	23.2	1.55	25.6	23.0	1.72	24.6	22.9	1.90	23.7	22.2	2.10	22.6	21.6	2.31	20.6	19.6	2.56
	80	67	28.7	19.1	1.58	27.2	18.9	1.74	26.2	19.2	1.92	25.0	18.0	2.11	23.8	18.6	2.33	20.7	16.1	2.57
	80	72	31.4	14.4	1.62	30.1	14.4	1.78	28.8	14.7	1.96	27.5	14.5	2.15	26.1	14.3	2.36	22.5	12.7	2.60
	75	63	26.4	18.3	1.55	25.4	18.2	1.72	24.3	18.3	1.90	23.2	18.0	2.09	21.9	15.1	2.31	18.7	16.7	2.56
1100	80	62	28.1	25.3	1.57	27.1	25.3	1.74	26.1	24.4	1.92	25.1	23.7	2.11	23.9	23.1	2.33	21.8	21.0	2.60
	80	67	29.4	21.4	1.59	28.2	21.9	1.75	27.0	21.4	1.93	25.8	21.3	2.12	24.5	21.3	2.34	22.1	17.5	2.62
	80	72	32.0	16.0	1.63	30.6	16.6	1.79	29.3	16.2	1.97	27.9	16.1	2.16	26.5	16.2	2.37	23.9	13.7	2.64
	75	63	27.3	20.5	1.56	26.1	20.9	1.73	25.0	20.4	1.90	23.9	20.2	2.10	22.6	20.1	2.31	19.6	18.1	2.62
1200	80	62	28.6	26.0	1.58	27.7	25.8	1.74	26.6	24.8	1.92	25.5	24.2	2.12	24.4	23.6	2.34	23.2	23.1	2.58
	80	67	29.8	22.7	1.59	28.7	22.9	1.76	27.4	22.4	1.94	26.2	22.4	2.13	24.9	22.2	2.34	23.5	22.2	2.59
	80	72	32.3	17.1	1.64	31.0	17.3	1.80	29.6	16.9	1.98	28.2	16.9	2.17	26.8	16.9	2.38	25.2	17.1	2.61
	75	63	27.9	21.9	1.57	26.5	21.9	1.73	25.4	21.5	1.91	24.2	21.3	2.10	23.0	21.1	2.32	21.6	21.0	2.56

R8GD-030K

CFM	O.D.T		65°F			75°F			85°F			95°F			105°F			115°F		
	E.D.B.	E.W.B.	T.C.	S.C.	K.W.	T.C.	S.C.	K.W.	T.C.	S.C.	K.W.	T.C.	S.C.	K.W.	T.C.	S.C.	K.W.	T.C.	S.C.	K.W.
900	80	62	31.4	26.7	1.83	29.1	25.0	2.14	28.0	25.1	2.34	26.8	24.7	2.56	25.6	25.2	2.82	21.8	21.4	2.90
	80	67	33.0	21.5	1.85	31.4	20.3	2.15	30.2	20.5	2.36	28.8	20.2	2.58	27.4	19.9	2.83	22.9	17.0	3.12
	80	72	36.0	15.8	1.87	34.6	15.7	2.17	33.1	16.0	2.38	31.7	15.8	2.60	30.1	15.6	2.85	25.3	14.3	3.13
	75	63	31.3	20.5	1.85	29.0	19.7	2.14	27.8	19.8	2.34	26.6	19.5	2.56	25.3	15.8	2.82	20.8	16.9	3.03
1100	80	62	32.3	28.7	1.95	30.7	28.6	2.15	29.6	27.6	2.35	28.4	26.8	2.58	27.2	26.3	2.83	23.2	23.0	3.10
	80	67	33.9	22.8	1.97	32.5	23.4	2.16	31.1	22.9	2.36	29.7	22.7	2.58	28.3	22.7	2.84	25.0	19.8	3.17
	80	72	36.8	17.4	1.99	35.1	18.1	2.18	33.5	17.6	2.38	32.0	17.4	2.60	30.4	17.5	2.85	26.7	16.4	3.18
	75	63	32.1	22.6	1.94	30.0	22.5	2.14	28.8	22.0	2.35	27.4	21.8	2.57	26.0	21.8	2.82	22.5	18.9	3.13
1200	80	62	31.8	28.5	1.96	30.7	28.6	2.15	29.7	27.7	2.35	28.6	27.1	2.57	27.4	26.5	2.82	26.2	26.1	3.10
	80	67	34.2	23.8	1.96	32.9	24.0	2.16	31.0	23.3	2.36	30.1	23.4	2.58	28.7	23.3	2.83	27.1	23.4	3.11
	80	72	37.8	18.5	2.00	35.9	18.7	2.17	33.9	18.1	2.38	32.4	18.2	2.60	30.9	18.1	2.85	29.2	18.4	3.12
	75	63	31.5	22.9	1.96	30.3	23.1	2.14	29.1	22.6	2.34	27.8	22.5	2.56	26.4	22.3	2.82	25.0	22.3	3.10

R8GD-036K

CFM	O.D.T		65°F			75°F			85°F			95°F			105°F			115°F		
	E.D.B.	E.W.B.	T.C.	S.C.	K.W.	T.C.	S.C.	K.W.	T.C.	S.C.	K.W.	T.C.	S.C.	K.W.	T.C.	S.C.	K.W.	T.C.	S.C.	K.W.
1150	80	62	37.3	30.9	2.15	36.0	30.7	2.37	34.6	30.8	2.62	33.2	30.2	2.90	31.6	31.1	3.23	29.9	29.4	3.61
	80	67	40.6	25.4	2.16	39.0	25.2	2.39	37.5	25.5	2.64	35.9	25.1	2.90	34.1	24.8	3.22	32.1	23.4	3.60
	80	72	44.4	19.6	2.19	42.9	19.5	2.42	41.2	20.0	2.66	39.4	19.7	2.93	37.5	19.5	3.23	35.3	20.0	3.59
	75	63	37.4	24.6	2.15	36.0	24.4	2.37	34.6	24.7	2.62	33.0	24.2	2.90	31.2	22.4	3.23	29.4	24.0	3.62
1300	80	62	38.4	33.1	2.15	37.1	33.6	2.38	35.8	32.8	2.62	34.2	32.2	2.90	32.7	31.6	3.23	31.1	30.8	3.60
	80	67	41.3	27.0	2.17	39.8	27.8	2.40	38.3	27.3	2.64	36.7	27.1	2.91	34.8	27.1	3.22	32.8	27.1	3.60
	80	72	45.2	20.7	2.20	43.5	21.7	2.43	41.8	21.2	2.67	39.9	21.1	2.93	38.0	21.3	3.23	35.8	21.5	3.59
	75	63	38.2	26.2	2.15	36.8	26.9	2.38	35.3	26.3	2.62	33.7	26.0	2.90	31.9	26.0	3.23	30.0	25.9	3.61
1450	80	62	39.4	35.2	2.16	37.9	35.3	2.38	36.6	34.1	2.62	35.3	33.5	2.90	33.8	32.6	3.22	32.1	31.9	3.60
	80	67	42.1	29.2	2.18	40.6	29.5	2.40	39.0	28.9	2.65	37.3	28.9	2.91	35.4	28.8	3.22	33.4	28.9	3.59
	80	72	45.8	22.3	2.20	44.1	22.8	2.43	42.2	22.3	2.67	40.4	22.4	2.94	38.5	22.4	3.24	36.3	22.7	3.58
	75	63	38.9	28.2	2.16	37.5	28.5	2.38	36.0	27.8	2.62	34.3	27.7	2.90	32.5	27.5	3.23	30.6	27.5	3.61

EXPANDED RATINGS Continued

R8GD-042K

CFM	O.D.T		65°F			75°F			85°F			95°F			105°F			115°F		
	E.D.B.	E.W.B.	T.C.	S.C.	K.W.	T.C.	S.C.	K.W.	T.C.	S.C.	K.W.	T.C.	S.C.	K.W.	T.C.	S.C.	K.W.	T.C.	S.C.	K.W.
1250	80	62	44.0	34.9	2.64	43.1	34.5	2.90	41.9	34.9	3.20	39.1	34.2	3.59	37.3	35.5	3.98	35.5	33.9	4.41
	80	67	48.1	29.2	2.69	45.3	28.5	2.96	47.9	30.8	3.24	42.8	28.3	3.59	40.5	27.8	3.97	38.3	26.1	4.39
	80	72	53.0	22.6	2.68	50.3	23.1	3.14	47.9	21.6	3.49	46.2	19.9	3.64	42.5	19.1	4.06	41.9	18.9	4.50
	75	63	44.5	28.1	2.65	42.7	27.8	2.93	41.1	28.1	3.24	39.3	27.1	3.60	37.9	25.4	3.96	35.7	27.5	4.41
1400	80	62	45.2	37.1	2.65	43.6	35.5	2.94	42.1	34.2	3.33	40.3	32.0	3.60	38.7	30.8	3.97	36.7	29.8	4.38
	80	67	49.2	32.5	2.63	48.1	30.9	2.95	46.3	29.7	3.10	43.2	27.8	3.64	41.2	27.0	4.03	39.1	25.9	4.45
	80	72	55.3	27.1	2.71	51.4	25.2	3.01	49.4	24.2	3.36	47.1	23.6	3.96	44.7	21.9	4.10	42.6	21.3	4.50
	75	63	45.3	29.6	2.65	43.8	30.4	2.92	41.1	30.8	3.27	40.0	28.9	3.60	38.2	29.2	3.99	36.2	29.3	4.42
1550	80	62	46.3	39.7	2.66	47.8	42.1	2.92	45.9	41.1	3.22	41.2	38.4	3.61	39.2	37.9	4.01	37.5	37.4	4.44
	80	67	50.9	33.2	2.71	48.1	33.3	2.96	49.5	34.2	3.26	47.3	34.1	3.60	42.4	32.9	3.97	42.6	34.2	4.40
	80	72	55.5	25.6	2.67	51.4	24.2	3.15	49.3	25.6	3.50	48.9	26.9	3.64	45.5	25.9	4.07	43.1	25.8	4.51
	75	63	46.3	31.7	2.67	45.2	32.2	2.96	42.8	27.8	3.26	40.7	30.7	3.61	38.8	30.7	4.00	36.8	31.0	4.43

R8GD-048K

CFM	O.D.T		65°F			75°F			85°F			95°F			105°F			115°F		
	E.D.B.	E.W.B.	T.C.	S.C.	K.W.	T.C.	S.C.	K.W.	T.C.	S.C.	K.W.	T.C.	S.C.	K.W.	T.C.	S.C.	K.W.	T.C.	S.C.	K.W.
1400	80	62	46.8	37.8	2.88	45.1	36.5	3.20	44.3	35.1	3.54	42.3	33.4	3.91	40.5	33.7	4.31	38.2	31.8	4.79
	80	67	50.2	31.1	2.99	47.3	29.7	3.24	46.0	26.8	3.59	43.0	25.3	3.96	41.1	24.6	4.37	40.4	29.2	4.85
	80	72	53.8	26.9	2.93	52.1	24.0	3.32	51.3	22.2	3.78	49.2	21.6	4.00	47.3	21.2	4.48	43.6	20.6	4.91
	75	63	47.8	30.5	2.84	45.3	30.0	3.20	43.4	30.2	3.55	41.6	29.7	3.92	39.5	27.7	4.35	37.4	29.5	4.80
1600	80	62	49.1	40.9	2.85	45.8	40.8	3.21	45.5	40.8	3.55	43.5	40.1	3.92	41.1	39.6	4.36	38.7	38.4	4.92
	80	67	51.3	35.9	3.00	51.2	34.8	3.25	48.0	34.6	3.60	46.0	31.3	3.97	43.8	33.4	4.38	39.9	29.1	4.97
	80	72	56.3	28.2	3.10	53.3	27.1	3.31	52.0	26.1	3.78	50.0	25.9	4.06	47.1	23.4	4.42	43.4	22.2	4.99
	75	63	48.1	32.2	2.88	46.1	32.9	3.21	44.5	32.2	3.56	42.5	31.9	3.93	40.6	31.9	4.33	34.9	29.0	4.91
1800	80	62	49.3	43.2	3.10	46.8	42.7	3.41	46.0	42.1	3.57	44.6	40.1	4.00	41.9	33.3	4.39	40.3	34.1	4.95
	80	67	52.1	36.3	3.30	51.5	36.6	3.43	48.1	34.8	3.60	46.7	35.5	3.97	46.1	28.4	4.39	42.1	31.4	4.97
	80	72	54.4	26.7	3.50	53.0	27.4	3.45	51.0	26.1	3.68	48.2	27.1	4.03	47.2	26.9	4.43	45.3	27.8	5.01
	75	63	49.8	34.9	3.10	46.3	34.5	3.40	45.5	34.1	3.57	43.6	34.0	3.98	41.4	33.8	4.38	39.3	33.9	4.95

R8GD-X60K

CFM	O.D.T		65°F			75°F			85°F			95°F			105°F			115°F		
	E.D.B.	E.W.B.	T.C.	S.C.	K.W.	T.C.	S.C.	K.W.	T.C.	S.C.	K.W.	T.C.	S.C.	K.W.	T.C.	S.C.	K.W.	T.C.	S.C.	K.W.
1500	80	62	58.3	44.0	3.75	56.2	43.6	4.15	53.9	43.9	4.60	51.5	43.0	5.11	48.9	45.1	5.68	46.1	42.5	6.35
	80	67	63.8	37.0	3.82	61.4	36.7	4.22	58.9	37.1	4.67	56.2	36.4	5.18	53.2	35.8	5.77	50.0	33.3	6.43
	80	72	70.8	29.0	3.90	68.0	28.8	4.32	65.1	29.4	4.77	62.0	28.8	5.28	58.6	28.3	5.88	54.9	29.0	6.57
	75	63	59.0	35.9	3.77	56.8	35.6	4.16	54.5	35.8	4.61	52.0	35.1	5.11	49.3	32.4	5.69	46.3	34.5	6.36
1700	80	62	60.1	47.1	3.78	57.9	48.0	4.18	55.5	46.9	4.62	53.0	46.3	5.13	50.3	46.0	5.71	43.5	41.0	6.38
	80	67	65.6	39.4	3.84	63.0	40.5	4.24	60.4	39.5	4.69	57.5	39.1	5.20	54.5	38.7	5.79	51.1	38.7	6.46
	80	72	72.5	30.5	3.93	69.6	31.9	4.34	66.4	30.9	4.80	63.1	30.7	5.31	59.6	30.9	5.90	55.6	31.0	6.59
	75	63	60.7	38.1	3.78	58.4	39.1	4.18	55.9	38.1	4.63	53.3	37.3	5.14	50.5	37.2	5.72	47.4	37.0	6.38
1900	80	62	61.6	50.7	3.80	59.3	50.9	4.19	56.8	49.7	4.64	54.2	49.3	5.15	51.5	48.5	5.73	46.9	44.8	6.40
	80	67	67.0	42.4	3.85	64.4	42.9	4.26	61.6	41.4	4.72	58.6	41.3	5.22	55.5	41.0	5.81	52.0	41.1	6.48
	80	72	73.8	32.8	3.94	70.7	33.5	4.35	67.4	32.5	4.81	63.9	32.5	5.32	60.1	32.3	5.91	56.2	32.6	6.61
	75	63	62.0	40.9	3.79	59.7	41.0	4.20	57.1	39.9	4.65	54.4	39.7	5.15	51.5	39.3	5.73	48.3	39.3	6.40

R8GD ACCESSORIES

Description	Part Number
Roof Curb (8")	547830
Roof Curb (14")	547831
Roof Curb (18")	547850
Roof Curb (24")	547851
Cap, Duct Adapter, 12" Round	913811A
Cap, Duct Adapter, 14" Round	913812A
Supply/return transition, 16"	547834
Supply/return transition, 18"	547835
Concentric diffuser, flush, 16"	547836
Concentric diffuser, flush, 18"	547837
Concentric diffuser, step down 16"	547838
Concentric diffuser, step down 18"	547839
Manual Fresh Air Damper	547832
Motorized Fresh Air Damper	547840
Economizer, Downflow, Modulating w/filter (does not require filter kit) 2 - 3 Ton	547833
Economizer, Downflow, Modulating w/filter (does not require filter kit) 3.5 - 5 Ton	558870
Economizer, Horizontal, Modulating 2 - 5 Ton	547841
Power Exhaust, Downflow (application requires downflow economizer) (Special Order)	547842
Power Exhaust, Horizontal (application requires horizontal economizer) (Special Order)	547843
Filter Kit R8GD 2 - 3 Ton	547887
Filter Kit R8GD 3.5 - 4 Ton	547888
Filter Kit R8GD 5 Ton	547889
Filter Kit, All Downflow Applications (not required with economizer)	547885
Hood Type Hail Guard, Coil Dim. 30" X 76" 2, 2.5, 3 Ton	547845
Hood Type Hail Guard, Coil Dim. 34" X 76" 3.5 - 4 Ton	547846
Hood Type Hail Guard, Coil Dim. 38" X 76" 5 Ton	547847
Duct Smoke Detector Photo Elec	558863
Multi Signal Control	558866
Sampling Tube DST3, 2-4ft	558864
Sampling Tube DST5, 4-8ft	558865
Low Ambient Kit	918837
U.S. - LP Gas/High Elevation Conversion Kit, 1 & 2 Stage models (0 - 10,000 ft. above sea level)	904404A
Canada - LP Gas/High Elevation Conversion Kit, 1 & 2 Stage models (0 - 4,500 ft. above sea level)	904405A
Outdoor Thermostat Kit	913852
Universal Hard Start Kit	912933
Skirt Trim Kit	919729
Freezestat Kit	917108
Control, CO2 Sensor	547848



GENERAL TERMS OF LIMITED WARRANTY

NORDYNE will furnish a replacement for any part of this product which fails in normal use and service within the terms and conditions of the warranty.

For complete details of the Limited Warranty, including applicable terms and conditions, see your local installer or contact the NORDYNE warranty department for a copy.

NORDYNE

COMPLETE COMFORT. GENUINE VALUE.

8000 Phoenix Parkway | O'Fallon, MO 63368-3827

Specifications and illustrations subject to change without notice and without incurring obligations. Printed in U.S.A (10/2014)

917D-1014 (Replaces 917D-0614)