


TECHNICAL SPECIFICATIONS

Flex Match Series

GXH()()FMK4DH-1

**Up to 21 SEER2, 10.0 HSPF2
Multi-Zone Heat Pump**

18K – 42K BTUH Capacity



FEATURES and BENEFITS

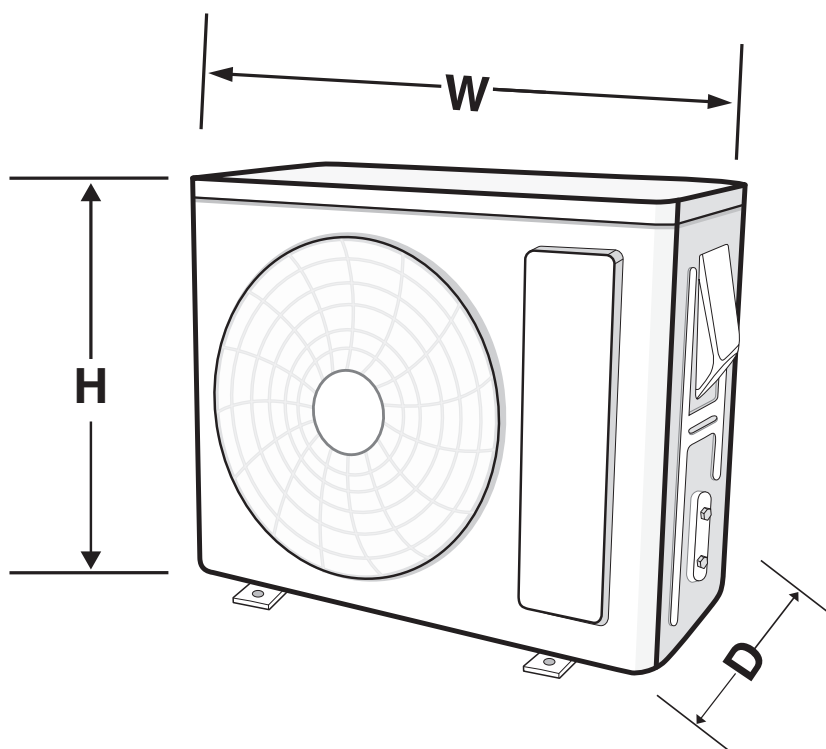
- **Inverter Driven Compressor and Fan** – State-of-the-art inverter driven technology that offers wide range of modulation
- **Flared Piping Connections** – Ensures easy and quick installation.
- **Wireless Remote Controller** – Remote include in all multi-zone indoor units
- **Anti-Corrosion Coils** – Blue fin coatings improves the heating efficiency, accelerates defrost, and adds significant resistance to corrosive elements
- **Intelligent Defrost** – Intelligent Defrosting is only performed when needed, which reduces energy waste by eliminating the unnecessary defrosting process
- **Base Pan Heater** – prevents freezing and improves heating efficiency during low temperature operation

MODEL IDENTIFICATION CODE

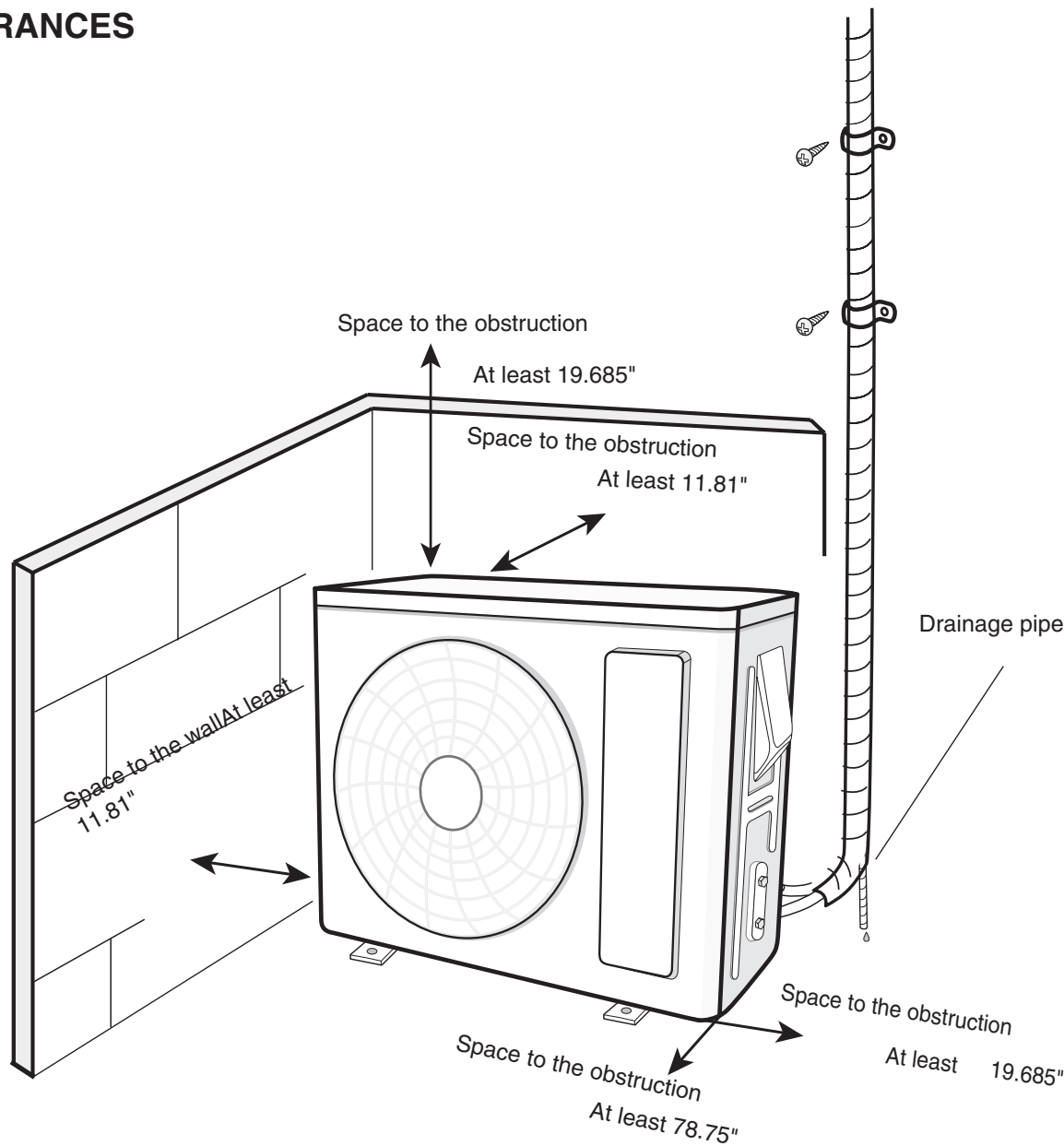
G X H 24 (7.0) F M K 4 D H 1										
Brand G = Generic										Revision
Unit Type C = Console D = Ducted H = High Wall K = Cassette M = Air Handler X = Condenser						System Type M = Multi Zone S = Single Zone U = Universal				SEER Position H = High L = Low
Unit Function H = Heat Pump						Series F = Flex Match L = Lomo M = Ultra Side Discharge		Compressor Type D = Inverter		
Capacity 09 (2.6) = BTU (kW) 12 (3.5) = BTU (kW) 18 (5.3) = BTU (kW) 24 (7.0) = BTU (kW) 30 (8.8) = BTU (kW)								Refrigerant Type 4 = R-410A		
								Voltage A = 115-1-60 K = 208/230-1-60		

DIMENSIONS

FMK4DH-1	18K	24K	30K	36K	42K
H	21.65"	26.00"	32.51"	32.51"	32.51"
W	32.36"	37.95"	40.15"	40.15"	40.15"
D	13.85"	15.82"	16.81"	16.81"	16.81"




CLEARANCES



MULTI-ZONE SERIES VALVE ADAPTERS

Multi-Zone units include line set adapters for use at the outdoor service valves. Used when indoor unit connectors are larger and take precedence.



Model BTU	Supplied Adaptors	Size	Partners Choice
18K	1	3/8 to 1/2	1017000 – 3/8 to 5/8
24K	2	3/8 to 1/2	1017001 – 3/8 to 1/2
30K	8	(2) 3/8 to 5/8, (4) 3/8 to 1/2, (2) 1/4 to 3/8	1017002 – 1/4 to 3/8
36K	8	(2) 3/8 to 5/8, (4) 3/8 to 1/2, (2) 1/4 to 3/8	—
42K	9	(3) 3/8 to 5/8, (4) 3/8 to 1/2, (2) 1/4 to 3/8	—

PHYSICAL AND ELECTRICAL SPECIFICATIONS / OUTDOOR UNITS

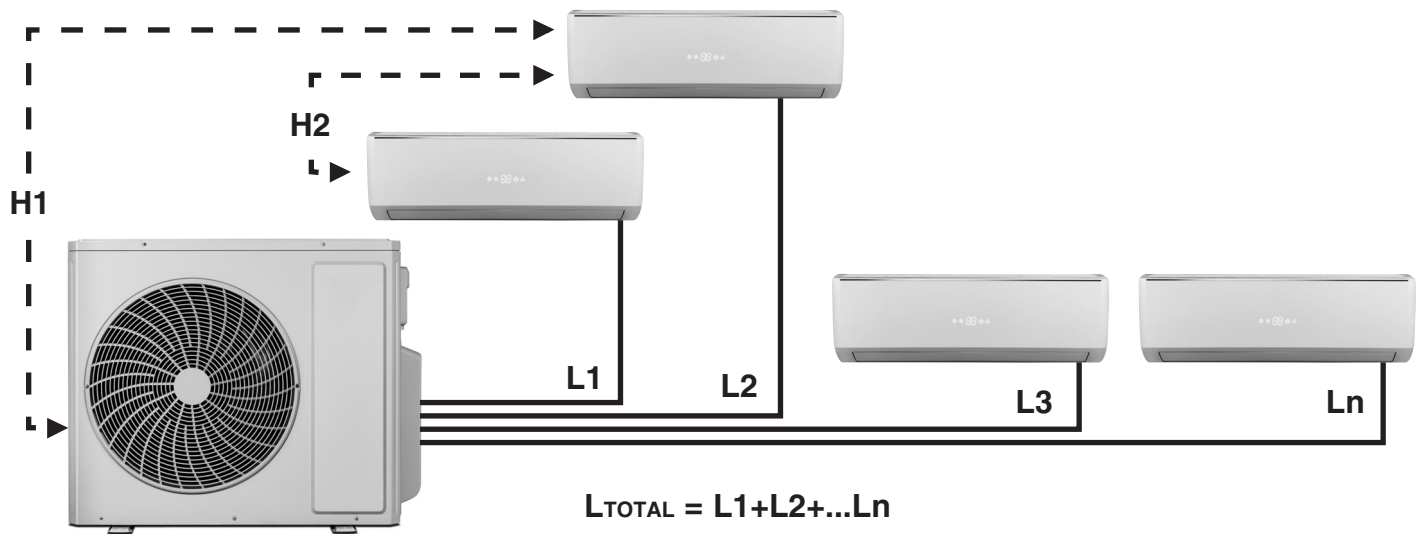
21 SEER2 — High Efficiency — Single Phase

Unit Size		18K	24K	30K	36K	42K
Electrical Data	Motor Full Load Amp (FLA)	0.5	0.50	2.2	2.8	2.8
	Fan Motor RPM	C- 900/H- 900	C- 850/H -850	C- 860/H- 860	C- 860/H- 860	C- 860/H- 860
	Fan Motor Output (watts)	30	60	130	130	130
	Compressor RLA	9.95	12.1	14.25	18.2	18.4
Refrigeration Data	Condenser Number of Rows	2	2	2	3	3
	Refrigerant	R-410A	R-410A	R-410A	R-410A	R-410A
	Refrigerant Charge (oz.)	45.85	84.65	105.82	130.51	134.04
	Throttling Method	EXV	EXV	EXV	EXV	EXV
	Cooling Operation Ambient Temperature Range	0~115	0~115	0~115	0~115	0~115
	Heating Operation Ambient Temperature Range	-22~75.2	-22~75.2	-22~75.2	-22~75.2	-22~75.2
Maximum Number of ID Units	Indoor Unit	2	3	4	5	5
Connecting Pipe Diameter	Suction (inch/mm)	3/8" (9.52)				
	Liquid (inch/mm)	1/4" (6.00)				
Performance Data	Minimum Cooling Capacity	7,000	7,500	8,190	8,871	8,871
	Maximum Cooling Capacity	19,600	31,400	34,100	35,826	40,944
	Minimum Heating Capacity	7,000	7,500	8,190	8,871	8,871
	Maximum Heating Capacity	19,600	31,400	40,900	44,356	46,062
Sound Level	Decibels (dB)	54	58	63	63	63
Weight	Pounds (LB)	77	114.5	152	172	174

No additional refrigerant is needed if total line set length does not exceed the specified length. If length exceeds the specified length, refer to the chart on page 8 or the installation instructions for additional charge amounts per foot.

See page 5 for piping limitations.

SYSTEM PIPING HEIGHT DIFFERENCE INFORMATION



Model Number	Minimum Piping Length Per Indoor Unit (Ln)	Maximum Piping Length Per Indoor Unit (Ln)	Maximum Total Piping Length (L _{TOTAL})
GXH18(5.3)FMK4DH-1	10	32.8	65.6
GXH24(7.0)FMK4DH-1	10	65.6	196.8
GXH30(8.8)FMK4DH-1	10	82	229.7
GXH36(10.6)FMK4DH-1	10	82	246.1
GXH42(12.3)FMK4DH-1	10	82	246.1

"L" is the linear equivalent length of liquid line including elbows.

Model Number	Maximum Height Difference Between Indoor and Outdoor Units (H1)	Maximum Height Difference Between Indoor Units (H2)
GXH18(5.3)FMK4DH-1	32.8	32.8
GXH24(7.0)FMK4DH-1	32.8	32.8
GXH30(8.8)FMK4DH-1	49.2	49.2
GXH36(10.6)FMK4DH-1	49.2	49.2
GXH42(12.3)FMK4DH-1	49.2	49.2

"H" is the difference in height measured from the piping connections

MATCHING MULTI-ZONE INDOOR UNITS



High Wall

SKU	Model
1044149	GHH09(2.6)LUK4DH2
1044150	GHH12(3.5)LUK4DH2
1044151	GHH18(5.3)LUK4DH2
1044152	GHH24(7.0)LUK4DH2



Cassette

SKU	Model
1028704	GKH12(3.5)FMK4DH1
1032990	GKH18(5.3)FMK4DH1
1032991	GKH24(7.0)FMK4DH1



Ducted

SKU	Model
1009428	GDH09(2.6)FMK4DH
1009429	GDH12(3.5)FMK4DH
1009430	GDH18(5.3)FMK4DH
1009431	GDH21(6.2)FMK4DH
1009432	GDH24(7.0)FMK4DH



Console

SKU	Model
1009425	GCH09(2.6)FMK4DH
1009426	GCH12(3.5)FMK4DH
1009427	GCH18(5.3)FMK4DH

MULTI-ZONE INDOOR UNIT COMBINATIONS - ZONE RANGE

	2	2 to 3	2 to 4	2 to 4	2 to 5		2	2 to 3	2 to 4	2 to 4	2 to 5
Indoor Combinations	Condenser Range					Indoor Combinations	Condenser Range				
9+9	18K	24K	30K	36K	42K	9+18+18	36K	42K			
9+12						12+12+21					
12+12						9+9+9+18					
9+18						9+12+12+12					
9+9+9						24+24					
9+21						9+18+21					
12+18						12+12+24					
9+9+12						12+18+18					
9+24						9+9+9+21					
12+21						9+9+12+18					
9+12+12						12+12+12+12					
12+24						9+9+9+9+9					
18+18						9+9+9+9+12					
9+9+18						9+18+24					
12+12+12						9+21+21					
9+9+9+9						12+18+21					
18+21						9+9+9+24					
9+9+21						9+9+12+21					
9+9+18						9+12+12+18					
9+12+18						9+9+9+12+12					
9+9+9+12						9+21+24					
18+24						12+18+24					
21+21						12+21+21					
9+9+24						18+18+18					
9+12+21						9+9+12+24					
12+12+18						9+12+12+21					
9+9+12+12						12+12+12+18					
21+24						9+9+9+9+18					
9+12+24						9+9+12+12+12					

ADDITIONAL CHARGE TABLE

Model Number	SKU#	Standard Line Set Length	Additional Refrigerant charge(oz/ft)
GXH18(5.3)FMK4DH-1	1032992	65.6'	0.2
GXH24(7.0)FMK4DH-1	1032993	98.4'	0.2
GXH30(8.8)FMK4DH-1	1032994	131.2'	0.2
GXH36(10.6)FMK4DH-1	1032995	131.2'	0.2
GXH42(12.3)FMK4DH-1	1032996	164'	0.2



GENERAL TERMS OF LIMITED WARRANTY

Nortek Global HVAC, LLC will furnish a replacement for any part of this product which fails in normal use and service within the terms and conditions of the warranty.

For complete details of the Limited Warranty, including applicable terms and conditions, see your local installer or contact the Nortek Global HVAC, LLC warranty department for a copy.

Before purchasing this appliance, read important energy cost and efficiency information available from your retailer. Specifications and illustrations subject to change without notice and without incurring obligations. Printed in U.S.A. (08/23)